

For Research Use Only

Chromogranin A Recombinant Matched Antibody Pair, PBS Only



Catalog Number:MP01975-1

Capture Antibody Information

Catalog Number:
85605-4-PBS
Host:
Rabbit
Isotype:
IgG
Purification Method:
Protein A purification

Clone ID:
243048F1
Reactivity:
human
Immunogen Catalog Number:
Ag19780

Conjugate:
Unconjugated
Full name:
chromogranin A (parathyroid
secretory protein 1)
Gene ID:
1113

Detection Antibody Information

Catalog Number:
85605-3-PBS
Host:
Rabbit
Isotype:
IgG
Purification Method:
Protein A purification

Clone ID:
243048B9
Reactivity:
human
GenBank:
BC006459
Immunogen Catalog Number:
Ag19780

Conjugate:
Unconjugated
Full name:
chromogranin A (parathyroid
secretory protein 1)
Gene ID:
1113

Applications

Tested Applications:
Cytometric bead array, Sandwich
ELISA

Range:
0.781-100 ng/mL (Cytometric Bead
Array)
0.156-10 ng/mL (Sandwich ELISA)

Recommended Dilutions:
It is recommended that this reagent
should be titrated in each testing
system to obtain optimal results.

Product Information

MP01975-1 targets Chromogranin A in immunoassays as a matched antibody pair. Validated in Cytometric bead array, Sandwich ELISA.

Capture antibody: CHGA Recombinant antibody, PBS Only (Capture) 85605-4-PBS (243048F1). 100 µg. Concentration 1 mg/mL.

Detection antibody: CHGA Recombinant antibody, PBS Only (Detector) 85605-3-PBS (243048B9). 100 µg. Concentration 1 mg/mL.

Unconjugated rabbit recombinant monoclonal antibody pair in PBS only storage buffer at a concentration of 1 mg/mL, ready for conjugation. Created using Proteintech's proprietary in-house recombinant technology. Recombinant production enables unrivalled batch-to-batch consistency, easy scale-up, and future security of supply.

Matched antibody pairs are designed for use in a variety of assays and platforms that require matched antibody pairs.

Antibody use should be optimized for each application and assay.

Storage

Storage:
Store at -80°C.
Storage buffer:
PBS only

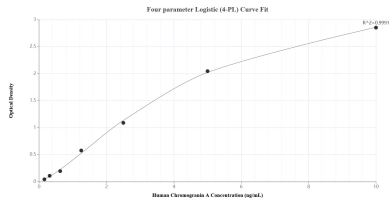
For technical support and original validation data for this product please contact:

T: 1 (888) 4PTGLAB (1-888-478-4522) (toll free
in USA), or 1(312) 455-8498 (outside USA)

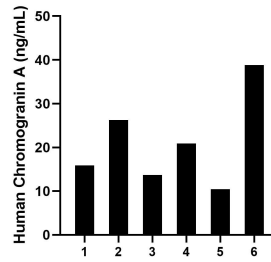
E: proteintech@ptglab.com
W: ptglab.com

**This product is exclusively available under Proteintech
Group brand and is not available to purchase from any
other manufacturer.**

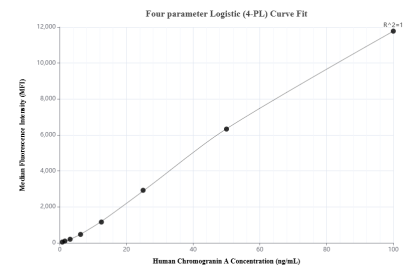
Selected Validation Data



Sandwich ELISA standard curve of MP01975-1, Human Chromogranin A Recombinant Matched Antibody Pair - PBS only. 85605-4-PBS was coated to a plate as the capture antibody and incubated with serial dilutions of standard Ag19780. 85605-3-PBS was HRP conjugated as the detection antibody. Range: 0.156-10 ng/mL



Serum of six individual healthy human donors was measured. The Chromogranin A concentration of detected samples was determined to be 21.01 ng/mL with a range of 10.47-38.83 ng/mL.



Cytometric bead array standard curve of MP01975-1, Chromogranin A Recombinant Matched Antibody Pair, PBS Only. Capture antibody: 85605-4-PBS. Detection antibody: 85605-3-PBS. Standard: Ag19780. Range: 0.781-100 ng/mL