

For Research Use Only

# NCKAP1 Recombinant Matched Antibody Pair, PBS Only



Catalog Number:MP01841-2

## Capture Antibody Information

Catalog Number:  
85142-3-PBS

Host:  
Rabbit

Isotype:  
IgG

Purification Method:  
Protein A purification

Clone ID:  
242784E6

Reactivity:  
human

Immunogen Catalog Number:  
Ag2788

Conjugate:  
Unconjugated

Full name:  
NCK-associated protein 1

Gene ID:  
10787

## Detection Antibody Information

Catalog Number:  
85142-2-PBS

Host:  
Rabbit

Isotype:  
IgG

Purification Method:  
Protein A purification

Clone ID:  
242784C5

Reactivity:  
human

GenBank:  
BC015025

Immunogen Catalog Number:  
Ag2788

Conjugate:  
Unconjugated

Full name:  
NCK-associated protein 1

Gene ID:  
10787

## Applications

Tested Applications:  
Cytometric bead array, Sandwich ELISA

Range:  
1.563-100 ng/mL (Cytometric Bead Array)  
0.781-50 ng/mL (Sandwich ELISA)

Recommended Dilutions:  
It is recommended that this reagent should be titrated in each testing system to obtain optimal results.

## Product Information

MP01841-2 targets NCKAP1 in immunoassays as a matched antibody pair. Validated in Cytometric bead array, Sandwich ELISA.

Capture antibody: NAP1;NCKAP1 Recombinant antibody, PBS Only (Capture) 85142-3-PBS (242784E6). 100 µg. Concentration 1 mg/mL.

Detection antibody: NAP1;NCKAP1 Recombinant antibody, PBS Only (Detector) 85142-2-PBS (242784C5). 100 µg. Concentration 1 mg/mL.

Unconjugated rabbit recombinant monoclonal antibody pair in PBS only storage buffer at a concentration of 1 mg/mL, ready for conjugation. Created using Proteintech's proprietary in-house recombinant technology. Recombinant production enables unrivalled batch-to-batch consistency, easy scale-up, and future security of supply.

Matched antibody pairs are designed for use in a variety of assays and platforms that require matched antibody pairs.

Antibody use should be optimized for each application and assay.

## Storage

Storage:  
Store at -80°C.  
Storage buffer:  
PBS only

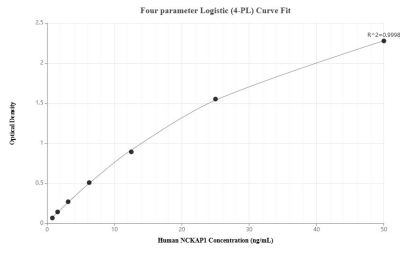
For technical support and original validation data for this product please contact:

T: 1 (888) 4PTGLAB (1-888-478-4522) (toll free in USA), or 1(312) 455-8498 (outside USA)

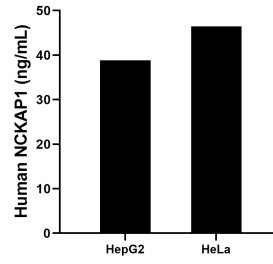
E: [proteintech@ptglab.com](mailto:proteintech@ptglab.com)  
W: [ptglab.com](http://ptglab.com)

This product is exclusively available under Proteintech Group brand and is not available to purchase from any other manufacturer.

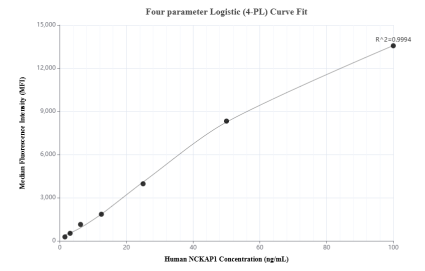
## Selected Validation Data



Sandwich ELISA standard curve of MP01841-2, Humanc NCKAP1 Recombinant Matched Antibody Pair - PBS only. 85142-3-PBS was coated to a plate as the capture antibody and incubated with serial dilutions of standard Ag2788. 85142-2-PBS was HRP conjugated as the detection antibody. Range: 0.781-50 ng/mL



The mean NCKAP1 concentration was determined to be 38.80 ng/mL in HepG2 cell extract based on a 1.0 mg/mL extract load and 46.44 ng/mL in HeLa cell extract based on a 1.5 mg/mL extract load.



Cytometric bead array standard curve of MP01841-2, NCKAP1 Recombinant Matched Antibody Pair, PBS Only. Capture antibody: 85142-3-PBS. Detection antibody: 85142-2-PBS. Standard: Ag2788. Range: 1.563-100 ng/mL