

For Research Use Only

KCNA3 Recombinant Matched Antibody Pair, PBS Only



Catalog Number:MP01808-1

Capture Antibody Information

Catalog Number:
85049-3-PBS

Host:
Rabbit

Isotype:
IgG

Purification Method:
Protein A purification

Clone ID:
242588G9

Reactivity:
human

Immunogen Catalog Number:
Ag5204

Conjugate:
Unconjugated

Full name:
potassium voltage-gated channel,
shaker-related subfamily, member 3

Gene ID:
3738

Detection Antibody Information

Catalog Number:
85049-2-PBS

Host:
Rabbit

Isotype:
IgG

Purification Method:
Protein A purification

Clone ID:
242588F6

Reactivity:
human

GenBank:
BC035059

Immunogen Catalog Number:
Ag5204

Conjugate:
Unconjugated

Full name:
potassium voltage-gated channel,
shaker-related subfamily, member 3

Gene ID:
3738

Applications

Tested Applications:
Cytometric bead array, Sandwich
ELISA

Range:
0.625-80 ng/mL (Cytometric Bead
Array)
0.156-10 ng/mL (Sandwich ELISA)

Recommended Dilutions:
It is recommended that this reagent
should be titrated in each testing
system to obtain optimal results.

Product Information

MP01808-1 targets KCNA3 in immunoassays as a matched antibody pair. Validated in Cytometric bead array, Sandwich ELISA.

Capture antibody: KCNA3 Recombinant antibody, PBS Only (Capture) 85049-3-PBS (242588G9). 100 µg. Concentration 1 mg/mL.

Detection antibody: KCNA3 Recombinant antibody, PBS Only (Detector) 85049-2-PBS (242588F6). 100 µg. Concentration 1 mg/mL.

Unconjugated rabbit recombinant monoclonal antibody pair in PBS only storage buffer at a concentration of 1 mg/mL, ready for conjugation. Created using Proteintech's proprietary in-house recombinant technology. Recombinant production enables unrivalled batch-to-batch consistency, easy scale-up, and future security of supply.

Matched antibody pairs are designed for use in a variety of assays and platforms that require matched antibody pairs.

Antibody use should be optimized for each application and assay.

Storage

Storage:
Store at -80°C.
Storage buffer:
PBS only

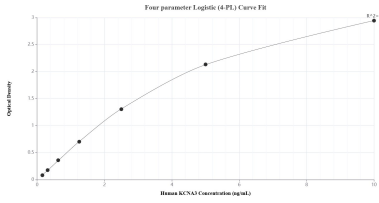
For technical support and original validation data for this product please contact:

T: 1 (888) 4PTGLAB (1-888-478-4522) (toll free
in USA), or 1(312) 455-8498 (outside USA)

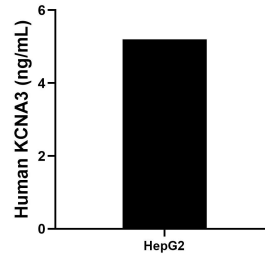
E: proteintech@ptglab.com
W: ptglab.com

This product is exclusively available under Proteintech Group brand and is not available to purchase from any other manufacturer.

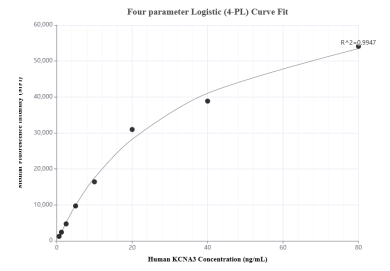
Selected Validation Data



Sandwich ELISA standard curve of MP01808-1, Human KCNA3 Recombinant Matched Antibody Pair - PBS only. 85049-3-PBS was coated to a plate as the capture antibody and incubated with serial dilutions of standard Ag5204. 85049-2-PBS was HRP conjugated as the detection antibody. Range: 0.156-10 ng/mL



The mean KCNA3 concentration was determined to be 5.20 ng/mL in HepG2 cell extract based on a 1.00 mg/mL extract load.



Cytometric bead array standard curve of MP01808-1, KCNA3 Recombinant Matched Antibody Pair, PBS Only. Capture antibody: 85049-3-PBS. Detection antibody: 85049-2-PBS. Standard: Ag5204. Range: 0.625-80 ng/mL