

For Research Use Only



TRIM27 Recombinant Matched Antibody Pair, PBS Only

Catalog Number:MP01671-1

Capture Antibody Information

Catalog Number:
84927-4-PBS

Host:
Rabbit

Isotype:
IgG

Purification Method:
Protein A purification

Clone ID:
242538G12

Reactivity:
human

Immunogen Catalog Number:
Ag2849

Conjugate:
Unconjugated

Full name:
tripartite motif-containing 27

Gene ID:
5987

Detection Antibody Information

Catalog Number:
84927-3-PBS

Host:
Rabbit

Isotype:
IgG

Purification Method:
Protein A purification

Clone ID:
242538D2

Reactivity:
human

GenBank:
BC013580

Immunogen Catalog Number:
Ag2849

Conjugate:
Unconjugated

Full name:
tripartite motif-containing 27

Gene ID:
5987

Applications

Tested Applications:
Cytometric bead array, Sandwich ELISA

Range:
0.313-40 ng/mL (Cytometric Bead Array)
0.313-20 ng/mL (Sandwich ELISA)

Recommended Dilutions:
It is recommended that this reagent should be titrated in each testing system to obtain optimal results.

Product Information

MP01671-1 targets TRIM27 in immunoassays as a matched antibody pair. Validated in Cytometric bead array, Sandwich ELISA.

Capture antibody: TRIM27 Recombinant antibody, PBS Only (Capture) 84927-4-PBS (242538G12). 100 µg. Concentration 1 mg/ml.

Detection antibody: TRIM27 Recombinant antibody, PBS Only (Detector) 84927-3-PBS (242538D2). 100 µg. Concentration 1 mg/ml.

Unconjugated rabbit recombinant monoclonal antibody pair in PBS only storage buffer at a concentration of 1 mg/mL, ready for conjugation. Created using Proteintech's proprietary in-house recombinant technology. Recombinant production enables unrivalled batch-to-batch consistency, easy scale-up, and future security of supply.

Matched antibody pairs are designed for use in a variety of assays and platforms that require matched antibody pairs.

Antibody use should be optimized for each application and assay.

Storage

Storage:
Store at -80°C.
Storage buffer:
PBS only

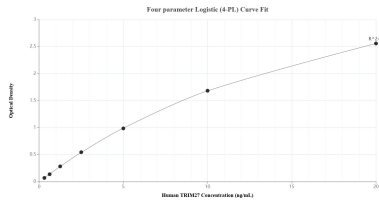
For technical support and original validation data for this product please contact:

T: 1 (888) 4PTGLAB (1-888-478-4522) (toll free in USA), or 1(312) 455-8498 (outside USA)

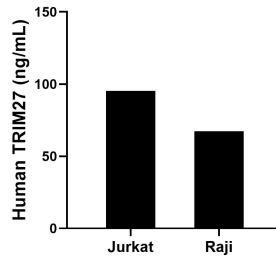
E: proteintech@ptglab.com
W: ptglab.com

This product is exclusively available under Proteintech Group brand and is not available to purchase from any other manufacturer.

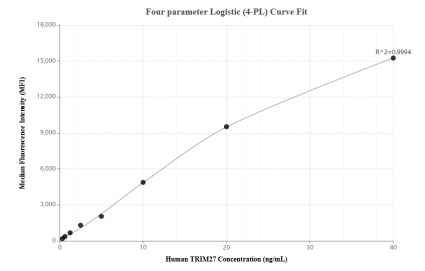
Selected Validation Data



Sandwich ELISA standard curve of MP01671-1, Human TRIM27 Recombinant Matched Antibody Pair - PBS only. 84927-4-PBS was coated to a plate as the capture antibody and incubated with serial dilutions of standard Ag2849. 84927-3-PBS was HRP conjugated as the detection antibody. Range: 0.313-20 ng/mL



The mean TRIM27 concentration was determined to be 95.35 ng/mL in Jurkat cell extract based on a 1.50 mg/mL extract load and 67.22 ng/mL in Raji cell extract based on a 1.00 mg/mL extract load.



Cytometric bead array standard curve of MP01671-1, TRIM27 Recombinant Matched Antibody Pair, PBS Only. Capture antibody: 84927-4-PBS. Detection antibody: 84927-3-PBS. Standard: Ag2849. Range: 0.313-40 ng/mL