

# FADS2 Recombinant Matched Antibody Pair, PBS Only

Catalog Number:MP01384-1

## Capture Antibody Information

**Catalog Number:**

84527-1-PBS

**Host:**

Rabbit

**Isotype:**

IgG

**Purification Method:**

Protein A purification

**Clone ID:**

241863E8

**Reactivity:**

human

**Immunogen Catalog Number:**

Ag27715

**Conjugate:**

Unconjugated

**Full name:**

fatty acid desaturase 2

**Gene ID:**

9415

## Detection Antibody Information

**Catalog Number:**

84527-3-PBS

**Host:**

Rabbit

**Isotype:**

IgG

**Purification Method:**

Protein A purification

**Clone ID:**

241863H3

**Reactivity:**

human

**GenBank:**

BC009011

**Immunogen Catalog Number:**

Ag27715

**Conjugate:**

Unconjugated

**Full name:**

fatty acid desaturase 2

**Gene ID:**

9415

## Applications

**Tested Applications:**

Cytometric bead array, Sandwich ELISA

**Range:**

0.625-80 ng/mL (Cytometric Bead Array)  
46.9-3000 pg/mL (Sandwich ELISA)

**Recommended Dilutions:**

It is recommended that this reagent should be titrated in each testing system to obtain optimal results.

## Product Information

MP01384-1 targets FADS2 in immunoassays as a matched antibody pair. Validated in Cytometric bead array, Sandwich ELISA.

Capture antibody: FADS2-Specific Recombinant antibody, PBS Only (Capture) 84527-1-PBS (241863E8). 100 µg. Concentration 1 mg/ml.

Detection antibody: FADS2-Specific Recombinant antibody, PBS Only (Detector) 84527-3-PBS (241863H3). 100 µg. Concentration 1 mg/ml.

Unconjugated rabbit recombinant monoclonal antibody pair in PBS only storage buffer at a concentration of 1 mg/mL, ready for conjugation. Created using Proteintech's proprietary in-house recombinant technology. Recombinant production enables unrivalled batch-to-batch consistency, easy scale-up, and future security of supply.

Matched antibody pairs are designed for use in a variety of assays and platforms that require matched antibody pairs.

Antibody use should be optimized for each application and assay.

## Storage

**Storage:**

Store at -80°C.

**Storage buffer:**

PBS only

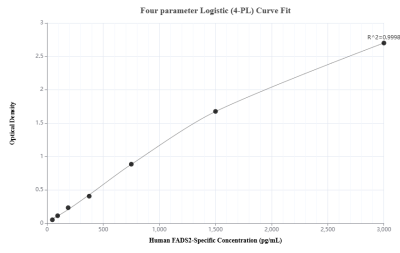
For technical support and original validation data for this product please contact:

T: 1 (888) 4PTGLAB (1-888-478-4522) (toll free in USA), or 1(312) 455-8498 (outside USA)

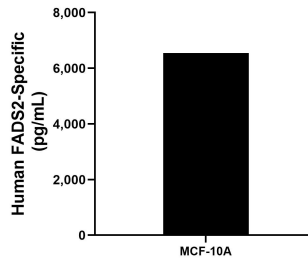
E: proteintech@ptglab.com  
W: ptglab.com

This product is exclusively available under Proteintech Group brand and is not available to purchase from any other manufacturer.

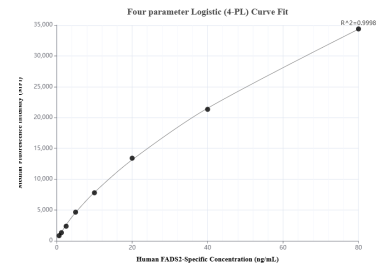
## Selected Validation Data



Sandwich ELISA standard curve of MP01384-1, Human FADS2 Recombinant Matched Antibody Pair - PBS only. 84527-1-PBS was coated to a plate as the capture antibody and incubated with serial dilutions of standard Ag27715. 84527-3-PBS was HRP conjugated as the detection antibody. Range: 46.9-3000 pg/mL



The mean FADS2 concentration was determined to be 6,549.3 pg/mL in MCF-10A cell extract based on a 1.3 mg/mL extract load.



Cytometric bead array standard curve of MP01384-1, FADS2 Recombinant Matched Antibody Pair, PBS Only. Capture antibody: 84527-1-PBS. Detection antibody: 84527-3-PBS. Standard: Ag27715. Range: 0.625-80 ng/mL