

For Research Use Only

# Mouse CD73 Recombinant Matched Antibody Pair, PBS Only



Catalog Number:MP01279-4

## Capture Antibody Information

Catalog Number:  
84434-3-PBS

Host:  
Rabbit

Isotype:  
IgG

Purification Method:  
Protein A purification

Clone ID:  
241541D10

Reactivity:  
mouse

Conjugate:  
Unconjugated

Full name:  
5' nucleotidase, ecto

Gene ID:  
23959

## Detection Antibody Information

Catalog Number:  
84434-7-PBS

Host:  
Rabbit

Isotype:  
IgG

Purification Method:  
Protein A purification

Clone ID:  
241541B10

Reactivity:  
mouse

GenBank:  
NM\_011851.4

Conjugate:  
Unconjugated

Full name:  
5' nucleotidase, ecto

Gene ID:  
23959

## Applications

Tested Applications:  
Sandwich ELISA

Range:  
78.1-5000 pg/mL (Sandwich ELISA)

Recommended Dilutions:  
It is recommended that this reagent should be titrated in each testing system to obtain optimal results.

## Product Information

MP01279-4 targets CD73 in immunoassays as a matched antibody pair. Validated in Sandwich ELISA.

Capture antibody: Mouse 5'-Nucleotidase/CD73 Recombinant antibody, PBS Only (Capture) 84434-3-PBS (241541D10). 100 µg. Concentration 1 mg/ml.

Detection antibody: Mouse 5'-Nucleotidase/CD73 Recombinant antibody, PBS Only (Detector) 84434-7-PBS (241541B10). 100 µg. Concentration 1 mg/ml.

Unconjugated rabbit recombinant monoclonal antibody pair in PBS only storage buffer at a concentration of 1 mg/mL, ready for conjugation. Created using Proteintech's proprietary in-house recombinant technology. Recombinant production enables unrivalled batch-to-batch consistency, easy scale-up, and future security of supply.

Matched antibody pairs are designed for use in a variety of assays and platforms that require matched antibody pairs.

Antibody use should be optimized for each application and assay.

## Storage

Storage:  
Store at -80°C.  
Storage buffer:  
PBS only

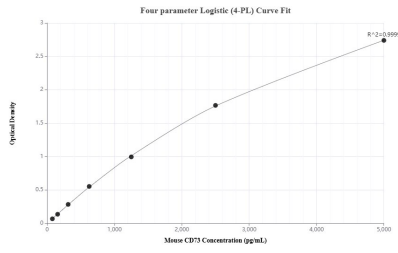
For technical support and original validation data for this product please contact:

T: 1 (888) 4PTGLAB (1-888-478-4522) (toll free in USA), or 1(312) 455-8498 (outside USA)

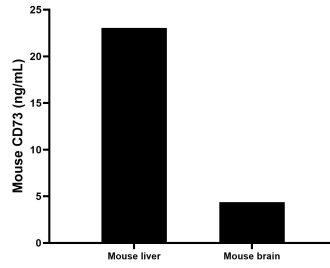
E: [proteintech@ptglab.com](mailto:proteintech@ptglab.com)  
W: [ptglab.com](http://ptglab.com)

This product is exclusively available under Proteintech Group brand and is not available to purchase from any other manufacturer.

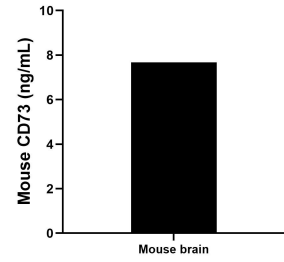
## Selected Validation Data



Sandwich ELISA standard curve of MP01279-4, Mouse CD73 Recombinant Matched Antibody Pair - PBS only. 84434-3-PBS was coated to a plate as the capture antibody and incubated with serial dilutions of standard Eg1389. 84434-7-PBS was HRP conjugated as the detection antibody. Range: 78.1-5000 pg/mL



Mouse liver and brain tissue were rinsed with 1X PBS to remove excess blood, homogenized in 20 mL of 1X PBS and stored overnight at  $\leq -20^{\circ}\text{C}$ . Homogenates were thawed and centrifuged for 5 minutes at 5000 x g. Homogenates were assayed for mouse CD73 and measured 23.05 ng/mL based on a 3.3 mg/mL homogenate load, and 4.37 ng/mL based on a 2.2 mg/mL homogenate load, respectively.



The mean CD73 concentration was determined to be 7.68 ng/mL in mouse brain tissue extract based on a 2.0 mg/mL extract load.