

For Research Use Only

Mouse PDGFR beta Recombinant Matched Antibody Pair, PBS Only



Catalog Number:MP01260-1

Capture Antibody Information

Catalog Number:
84388-3-PBS
Host:
Rabbit
Isotype:
IgG
Purification Method:
Protein A purification

Clone ID:
241754E1
Reactivity:
mouse

Conjugate:
Unconjugated
Full name:
platelet derived growth factor receptor, beta polypeptide
Gene ID:
18596

Detection Antibody Information

Catalog Number:
84388-1-PBS
Host:
Rabbit
Isotype:
IgG
Purification Method:
Protein A purification

Clone ID:
241754A5
Reactivity:
mouse
GenBank:
NM_008809.2

Conjugate:
Unconjugated
Full name:
platelet derived growth factor receptor, beta polypeptide
Gene ID:
18596

Applications

Tested Applications:
Cytometric bead array, Sandwich ELISA

Range:
0.625-80 ng/mL (Cytometric Bead Array)
0.156-10 ng/mL (Sandwich ELISA)

Recommended Dilutions:
It is recommended that this reagent should be titrated in each testing system to obtain optimal results.

Product Information

MP01260-1 targets PDGFR beta in immunoassays as a matched antibody pair. Validated in Cytometric bead array, Sandwich ELISA.

Capture antibody: Mouse PDGFR beta Recombinant antibody, PBS Only (Capture) 84388-3-PBS (241754E1). 100 µg. Concentration 1 mg/ml.

Detection antibody: Mouse PDGFR beta Recombinant antibody, PBS Only (Detector) 84388-1-PBS (241754A5). 100 µg. Concentration 1 mg/ml.

Alternative PDGFR beta matched antibody pairs: MP00006-1, MP00006-4, MP01260-2, MP01260-3

Unconjugated rabbit recombinant monoclonal antibody pair in PBS only storage buffer at a concentration of 1 mg/mL, ready for conjugation. Created using Proteintech's proprietary in-house recombinant technology. Recombinant production enables unrivalled batch-to-batch consistency, easy scale-up, and future security of supply.

Matched antibody pairs are designed for use in a variety of assays and platforms that require matched antibody pairs.

Antibody use should be optimized for each application and assay.

Storage

Storage:
Store at -80°C.
Storage buffer:
PBS only

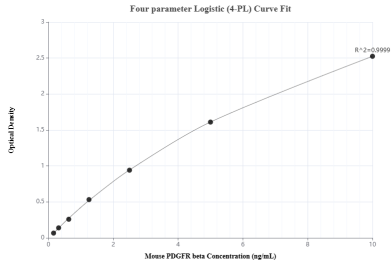
For technical support and original validation data for this product please contact:

T: 1 (888) 4PTGLAB (1-888-478-4522) (toll free in USA), or 1(312) 455-8498 (outside USA)

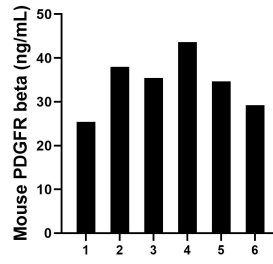
E: proteintech@ptglab.com
W: ptglab.com

This product is exclusively available under Proteintech Group brand and is not available to purchase from any other manufacturer.

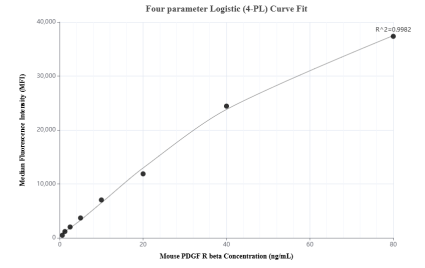
Selected Validation Data



Sandwich ELISA standard curve of MP01260-1, Mouse PDGFR beta Recombinant Matched Antibody Pair - PBS only. 84388-3-PBS was coated to a plate as the capture antibody and incubated with serial dilutions of standard Eg1533. 84388-1-PBS was HRP conjugated as the detection antibody. Range: 0.156-10 ng/mL



Serum of six mice was measured. The mouse PDGFR beta concentration of detected samples was determined to be 34.36 ng/mL with a range of 25.40 - 43.60 ng/mL.



Cytometric bead array standard curve of MP01260-1, MOUSE PDGFR beta Recombinant Matched Antibody Pair, PBS Only. Capture antibody: 84388-3-PBS. Detection antibody: 84388-1-PBS. Standard: Eg1533. Range: 0.625-80 ng/mL