

For Research Use Only

Securin Recombinant Matched Antibody Pair, PBS Only



Catalog Number:MP00876-4

Capture Antibody Information

Catalog Number:
83981-5-PBS

Host:
Rabbit

Isotype:
IgG

Purification Method:
Protein A purification

Clone ID:
241090A7

Reactivity:
human

Immunogen Catalog Number:
Ag12670

Conjugate:
Unconjugated

Full name:
pituitary tumor-transforming 1

Gene ID:
9232

Detection Antibody Information

Catalog Number:
83981-6-PBS

Host:
Rabbit

Isotype:
IgG

Purification Method:
Protein A purification

Clone ID:
241090B7

Reactivity:
human

GenBank:
BC101834

Immunogen Catalog Number:
Ag12670

Conjugate:
Unconjugated

Full name:
pituitary tumor-transforming 1

Gene ID:
9232

Applications

Tested Applications:
Sandwich ELISA

Range:
62.5-4000 pg/mL (Sandwich ELISA)

Recommended Dilutions:
It is recommended that this reagent should be titrated in each testing system to obtain optimal results.

Product Information

MP00876-4 targets Securin in immunoassays as a matched antibody pair. Validated in Sandwich ELISA.

Capture antibody: Securin Recombinant antibody, PBS Only (Capture) 83981-5-PBS (241090A7). 100 µg. Concentration 1 mg/ml.

Detection antibody: Securin Recombinant antibody, PBS Only (Detector) 83981-6-PBS (241090B7). 100 µg. Concentration 1 mg/ml.

Alternative Securin matched antibody pairs: MP00876-1, MP00876-2, MP00876-3

Unconjugated rabbit recombinant monoclonal antibody pair in PBS only storage buffer at a concentration of 1 mg/mL, ready for conjugation. Created using Proteintech's proprietary in-house recombinant technology. Recombinant production enables unrivalled batch-to-batch consistency, easy scale-up, and future security of supply.

Matched antibody pairs are designed for use in a variety of assays and platforms that require matched antibody pairs.

Antibody use should be optimized for each application and assay.

Storage

Storage:
Store at -80°C.
Storage buffer:
PBS only

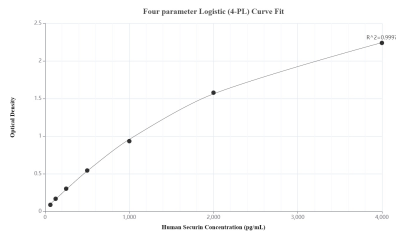
For technical support and original validation data for this product please contact:

T: 1 (888) 4PTGLAB (1-888-478-4522) (toll free in USA), or 1(312) 455-8498 (outside USA)

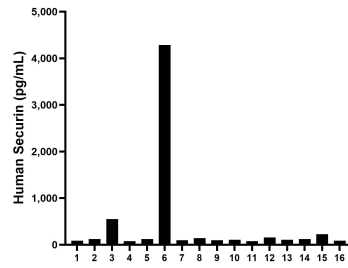
E: proteintech@ptglab.com
W: ptglab.com

This product is exclusively available under Proteintech Group brand and is not available to purchase from any other manufacturer.

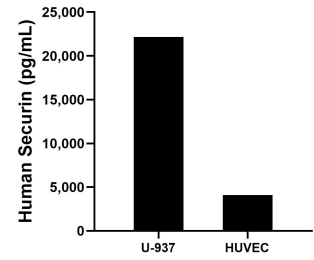
Selected Validation Data



Sandwich ELISA standard curve of MP00876-4, Human Securin Recombinant Matched Antibody Pair - PBS only. 83981-5-PBS was coated to a plate as the capture antibody and incubated with serial dilutions of standard Ag12670. 83981-6-PBS was HRP conjugated as the detection antibody. Range: 62.5-4000 pg/mL



Serum of sixteen individual healthy human donors was measured. The Securin concentration of detected samples was determined to be 404.1 pg/mL with a range of 78.1-4,286.0 pg/mL.



The mean Securin concentration was determined to be 22,150.8 pg/mL in U-937 cell extract based on a 2.9 mg/mL extract load and 4,105.9 ng/mL in HUVEC cell extract based on a 0.9 mg/mL extract load.