

Mouse Coagulation Factor III/Tissue Factor Recombinant Matched Antibody Pair, PBS Only

Catalog Number:MP00859-1

Capture Antibody Information

Catalog Number:

83887-1-PBS

Host:

Rabbit

Isotype:

IgG

Purification Method:

Protein A purification

Clone ID:

240875A2

Reactivity:

mouse

Conjugate:

Unconjugated

Full name:

coagulation factor III

Gene ID:

14066

Detection Antibody Information

Catalog Number:

83887-4-PBS

Host:

Rabbit

Isotype:

IgG

Purification Method:

Protein A purification

Clone ID:

240875H3

Reactivity:

human, mouse, rat

GenBank:

Conjugate:

Unconjugated

Full name:

coagulation factor III

Gene ID:

14066

Applications

Tested Applications:

Cytometric bead array, Sandwich ELISA

Range:

0.313-40 ng/mL (Cytometric Bead Array)
7.8-500 pg/mL (Sandwich ELISA)

Recommended Dilutions:

It is recommended that this reagent should be titrated in each testing system to obtain optimal results.

Product Information

MP00859-1 targets Coagulation Factor III/Tissue Factor in immunoassays as a matched antibody pair. Validated in Cytometric bead array, Sandwich ELISA.

Capture antibody: Mouse Coagulation Factor III/Tissue Factor Recombinant antibody, PBS Only (Capture) 83887-1-PBS (240875A2). 100 µg. Concentration 1 mg/ml.

Detection antibody: Mouse Tissue Factor Recombinant antibody, PBS Only (Capture/Detector) 83887-4-PBS (240875H3). 100 µg. Concentration 1 mg/ml.

Alternative Coagulation Factor III/Tissue Factor matched antibody pairs: MP00732-1, MP00732-2, MP00859-2, MP00859-3

Unconjugated rabbit recombinant monoclonal antibody pair in PBS only storage buffer at a concentration of 1 mg/mL, ready for conjugation. Created using Proteintech's proprietary in-house recombinant technology. Recombinant production enables unrivalled batch-to-batch consistency, easy scale-up, and future security of supply.

Matched antibody pairs are designed for use in a variety of assays and platforms that require matched antibody pairs.

Antibody use should be optimized for each application and assay.

Storage

Storage:

Store at -80°C.

Storage buffer:

PBS only

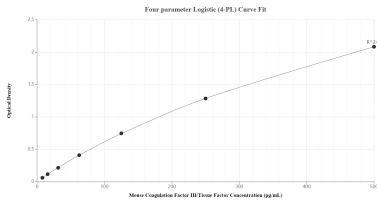
For technical support and original validation data for this product please contact:

T: 1 (888) 4PTGLAB (1-888-478-4522) (toll free in USA), or 1(312) 455-8498 (outside USA)

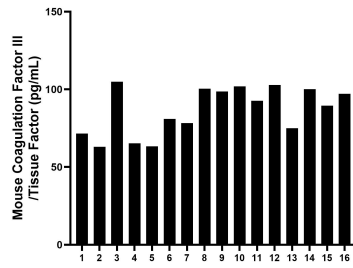
E: proteintech@ptglab.com
W: ptglab.com

This product is exclusively available under Proteintech Group brand and is not available to purchase from any other manufacturer.

Selected Validation Data



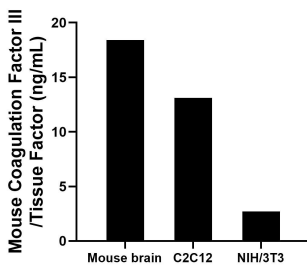
Sandwich ELISA standard curve of MP00859-1, Mouse Coagulation Factor III/Tissue Factor Recombinant Matched Antibody Pair - PBS only. 83887-1-PBS was coated to a plate as the capture antibody and incubated with serial dilutions of standard Eg1102. 83887-4-PBS was HRP conjugated as the detection antibody. Range: 7.8-500 pg/mL



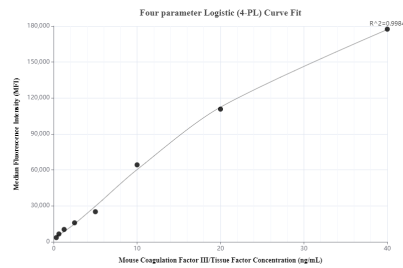
Serum of sixteen mice was measured. The Coagulation Factor III/Tissue Factor concentration of detected samples was determined to be 86.6 pg/mL with a range of 63.0-105.0 pg/mL



Urine of mice was measured. The Coagulation Factor III/Tissue Factor concentration of detected samples was determined to be 244.1 pg/mL



The mean Coagulation Factor III/Tissue Factor concentration was determined to be 18.4 ng/mL in mouse brain cell extract based on a 6.0 mg/mL extract load, 13.1 ng/mL in C2C12 cell extract based on a 3.6 mg/mL extract load and 2.7 ng/mL in NIH/3T3 cell extract based on a 10.6 mg/mL extract load.



Cytometric bead array standard curve of MP00859-1, MOUSE Coagulation Factor III/Tissue Factor Recombinant Matched Antibody Pair, PBS Only. Capture antibody: 83887-1-PBS. Detection antibody: 83887-4-PBS. Standard: Eg1102. Range: 0.313-40 ng/mL