

For Research Use Only

Granzyme B Recombinant Matched Antibody Pair, PBS Only



Catalog Number:MP00761-1

Capture Antibody Information

Catalog Number:
83763-3-PBS
Host:
Rabbit
Isotype:
IgG
Purification Method:
Protein A purification

Clone ID:
240761E10
Reactivity:
human

Conjugate:
Unconjugated
Full name:
granzyme B (granzyme 2, cytotoxic T-lymphocyte-associated serine esterase 1)
Gene ID:
3002

Detection Antibody Information

Catalog Number:
83763-4-PBS
Host:
Rabbit
Isotype:
IgG
Purification Method:
Protein A purification

Clone ID:
240761F7
Reactivity:
human
GenBank:
BC030195

Conjugate:
Unconjugated
Full name:
granzyme B (granzyme 2, cytotoxic T-lymphocyte-associated serine esterase 1)
Gene ID:
3002

Applications

Tested Applications:
Cytometric bead array, Sandwich ELISA

Range:
0.625-80 ng/mL (Cytometric Bead Array)
31.3-2000 pg/mL (Sandwich ELISA)

Recommended Dilutions:
It is recommended that this reagent should be titrated in each testing system to obtain optimal results.

Product Information

MP00761-1 targets Granzyme B in immunoassays as a matched antibody pair. Validated in Cytometric bead array, Sandwich ELISA.

Capture antibody: Granzyme B Recombinant antibody, PBS Only (Capture) 83763-3-PBS (240761E10). 100 µg. Concentration 1 mg/ml.

Detection antibody: Granzyme B Recombinant antibody, PBS Only (Detector) 83763-4-PBS (240761F7). 100 µg. Concentration 1 mg/ml.

Alternative Granzyme B matched antibody pairs: MP00761-2, MP00761-3

Unconjugated rabbit recombinant monoclonal antibody pair in PBS only storage buffer at a concentration of 1 mg/mL, ready for conjugation. Created using Proteintech's proprietary in-house recombinant technology. Recombinant production enables unrivalled batch-to-batch consistency, easy scale-up, and future security of supply.

Matched antibody pairs are designed for use in a variety of assays and platforms that require matched antibody pairs.

Antibody use should be optimized for each application and assay.

Storage

Storage:
Store at -80°C.
Storage buffer:
PBS only

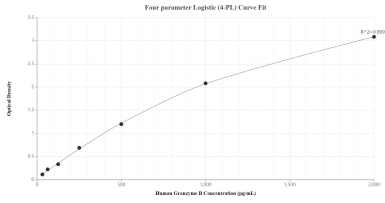
For technical support and original validation data for this product please contact:

T: 1 (888) 4PTGLAB (1-888-478-4522) (toll free in USA), or 1(312) 455-8498 (outside USA)

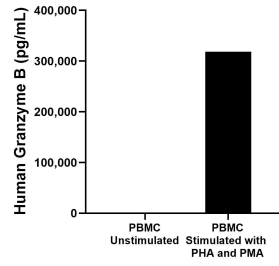
E: proteintech@ptglab.com
W: ptglab.com

This product is exclusively available under Proteintech Group brand and is not available to purchase from any other manufacturer.

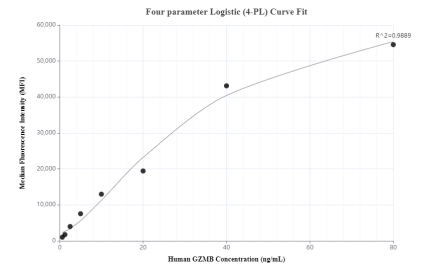
Selected Validation Data



Sandwich ELISA standard curve of MP00761-1, Human Granzyme B Recombinant Matched Antibody Pair - PBS only. 83763-3-PBS was coated to a plate as the capture antibody and incubated with serial dilutions of standard Eg0592. 83763-4-PBS was HRP conjugated as the detection antibody. Range: 31.3-2000 pg/mL



Human peripheral blood mononuclear cells (PBMC) were cultured unstimulated or stimulated with 10 µg/mL PHA and 10 µg/mL PMA for 5 days. The mean Granzyme B concentration was determined to be 27.3 pg/mL in unstimulated PBMC supernatant, 318,351.7 pg/mL in PHA and PMA stimulated PBMC supernatant.



Cytometric bead array standard curve of MP00761-1, Granzyme B Recombinant Matched Antibody Pair, PBS Only. Capture antibody: 83763-3-PBS. Detection antibody: 83763-4-PBS. Standard: Eg0592. Range: 0.625-80 ng/mL