

For Research Use Only

SWAP70 Recombinant Matched Antibody Pair, PBS Only



Catalog Number:MP00645-3

Capture Antibody Information

Catalog Number:
83646-3-PBS

Host:
Rabbit

Isotype:
IgG

Purification Method:
Protein A purification

Clone ID:
240641G7

Reactivity:
human

Immunogen Catalog Number:
Ag34855

Conjugate:
Unconjugated

Full name:
SWAP-70 protein

Gene ID:
23075

Detection Antibody Information

Catalog Number:
83646-2-PBS

Host:
Rabbit

Isotype:
IgG

Purification Method:
Protein A purification

Clone ID:
240641H2

Reactivity:
human

GenBank:
BC000616

Immunogen Catalog Number:
Ag34855

Conjugate:
Unconjugated

Full name:
SWAP-70 protein

Gene ID:
23075

Applications

Tested Applications:
Cytometric bead array, Sandwich ELISA

Range:
0.313-40 ng/mL (Cytometric Bead Array)
0.781-50 ng/mL (Sandwich ELISA)

Recommended Dilutions:
It is recommended that this reagent should be titrated in each testing system to obtain optimal results.

Product Information

MP00645-3 targets SWAP70 in immunoassays as a matched antibody pair. Validated in Cytometric bead array, Sandwich ELISA.

Capture antibody: SWAP70 Recombinant antibody, PBS Only (Capture) 83646-3-PBS (240641G7). 100 µg. Concentration 1 mg/ml.

Detection antibody: SWAP70 Recombinant antibody, PBS Only (Detector) 83646-2-PBS (240641H2). 100 µg. Concentration 1 mg/ml.

Alternative SWAP70 matched antibody pairs: MP00645-1, MP00645-2

Unconjugated rabbit recombinant monoclonal antibody pair in PBS only storage buffer at a concentration of 1 mg/mL, ready for conjugation. Created using Proteintech's proprietary in-house recombinant technology. Recombinant production enables unrivalled batch-to-batch consistency, easy scale-up, and future security of supply.

Matched antibody pairs are designed for use in a variety of assays and platforms that require matched antibody pairs.

Antibody use should be optimized for each application and assay.

Storage

Storage:
Store at -80°C.
Storage buffer:
PBS only

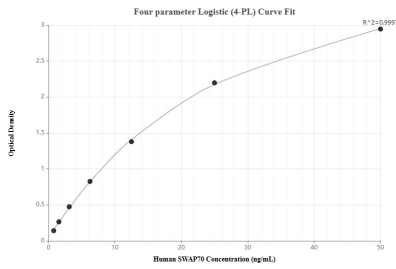
For technical support and original validation data for this product please contact:

T: 1 (888) 4PTGLAB (1-888-478-4522) (toll free in USA), or 1(312) 455-8498 (outside USA)

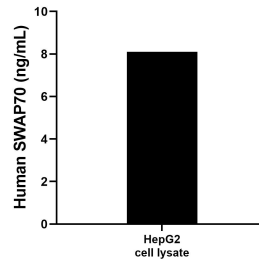
E: proteintech@ptglab.com
W: ptglab.com

This product is exclusively available under Proteintech Group brand and is not available to purchase from any other manufacturer.

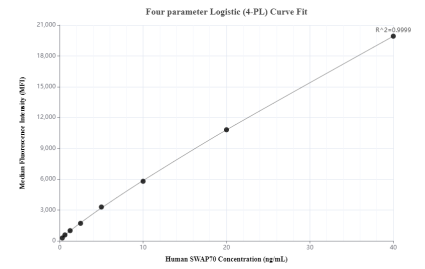
Selected Validation Data



Sandwich ELISA standard curve of MP00645-3, Human SWAP70 Recombinant Matched Antibody Pair - PBS only. 83646-3-PBS was coated to a plate as the capture antibody and incubated with serial dilutions of standard Ag34855. 83646-2-PBS was HRP conjugated as the detection antibody. Range: 0.781-50 ng/mL



HepG2 cell lysate was measured. The human SWAP70 concentration of detected samples was determined to be 8.1 ng/mL (based on a 1.2 mg/mL extract load).



Cytometric bead array standard curve of MP00645-3, SWAP70 Recombinant Matched Antibody Pair, PBS Only. Capture antibody: 83646-3-PBS. Detection antibody: 83646-2-PBS. Standard: Ag34855. Range: 0.313-40 ng/mL