

For Research Use Only

# SOX4 Recombinant Matched Antibody Pair, PBS Only



Catalog Number:MP00619-1

## Capture Antibody Information

Catalog Number:  
83660-1-PBS

Host:  
Rabbit

Isotype:  
IgG

Purification Method:  
Protein A purification

Clone ID:  
240625E3

Reactivity:  
human

Immunogen Catalog Number:  
Ag26583

Conjugate:  
Unconjugated

Full name:  
SR $\gamma$  (sex determining region Y)-box 4

Gene ID:  
6659

## Detection Antibody Information

Catalog Number:  
83660-3-PBS

Host:  
Rabbit

Isotype:  
IgG

Purification Method:  
Protein A purification

Clone ID:  
240625F10

Reactivity:  
human

GenBank:  
BC072668

Immunogen Catalog Number:  
Ag26583

Conjugate:  
Unconjugated

Full name:  
SR $\gamma$  (sex determining region Y)-box 4

Gene ID:  
6659

## Applications

Tested Applications:  
Cytometric bead array, Sandwich ELISA

Range:  
0.625-80 ng/mL (Cytometric Bead Array)  
31.3-2000 pg/mL (Sandwich ELISA)

Recommended Dilutions:  
It is recommended that this reagent should be titrated in each testing system to obtain optimal results.

## Product Information

MP00619-1 targets SOX4 in immunoassays as a matched antibody pair. Validated in Cytometric bead array, Sandwich ELISA.

Capture antibody: SOX4 Recombinant antibody, PBS Only (Capture) 83660-1-PBS (240625E3). 100  $\mu$ g. Concentration 1 mg/mL.

Detection antibody: SOX4 Recombinant antibody, PBS Only (Detector) 83660-3-PBS (240625F10). 100  $\mu$ g. Concentration 1 mg/mL.

Alternative SOX4 matched antibody pairs: MP00619-2

Unconjugated rabbit recombinant monoclonal antibody pair in PBS only storage buffer at a concentration of 1 mg/mL, ready for conjugation. Created using Proteintech's proprietary in-house recombinant technology. Recombinant production enables unrivalled batch-to-batch consistency, easy scale-up, and future security of supply.

Matched antibody pairs are designed for use in a variety of assays and platforms that require matched antibody pairs.

Antibody use should be optimized for each application and assay.

## Storage

Storage:  
Store at -80°C.  
Storage buffer:  
PBS only

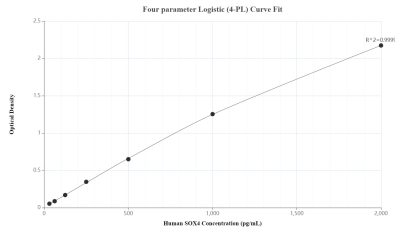
For technical support and original validation data for this product please contact:

T: 1 (888) 4PTGLAB (1-888-478-4522) (toll free in USA), or 1(312) 455-8498 (outside USA)

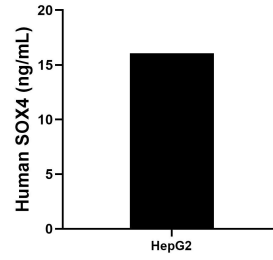
E: [proteintech@ptglab.com](mailto:proteintech@ptglab.com)  
W: [ptglab.com](http://ptglab.com)

This product is exclusively available under Proteintech Group brand and is not available to purchase from any other manufacturer.

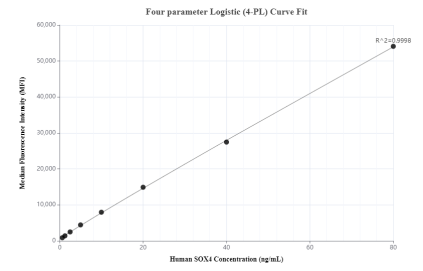
## Selected Validation Data



Sandwich ELISA standard curve of MP00619-1, Human SOX4 Recombinant Matched Antibody Pair - PBS only. 83660-1-PBS was coated to a plate as the capture antibody and incubated with serial dilutions of standard Ag26583. 83660-3-PBS was HRP conjugated as the detection antibody. Range: 31.3-2000 pg/mL.



The mean SOX4 concentration was determined to be 16.1 ng/mL in HepG2 cell extract based on a 1.2 mg/mL extract load.



Cytometric bead array standard curve of MP00619-1, SOX4 Recombinant Matched Antibody Pair, PBS Only. Capture antibody: 83660-1-PBS. Detection antibody: 83660-3-PBS. Standard: Ag26583. Range: 0.625-80 ng/mL.