

For Research Use Only

Involucrin Recombinant Matched Antibody Pair, PBS Only



Catalog Number:MP00618-1

Capture Antibody Information

Catalog Number:
83649-2-PBS

Host:
Rabbit

Isotype:
IgG

Purification Method:
Protein A purification

Clone ID:
240566G2

Reactivity:
human

Immunogen Catalog Number:
Ag29585

Conjugate:
Unconjugated

Full name:
involucrin

Gene ID:
3713

Detection Antibody Information

Catalog Number:
83649-3-PBS

Host:
Rabbit

Isotype:
IgG

Purification Method:
Protein A purification

Clone ID:
240566F12

Reactivity:
human

GenBank:
NM_005547

Immunogen Catalog Number:
Ag29585

Conjugate:
Unconjugated

Full name:
involucrin

Gene ID:
3713

Applications

Tested Applications:

Cytometric bead array, Sandwich ELISA

Range:

0.156-20 ng/mL (Cytometric Bead Array)
0.313-20 ng/mL (Sandwich ELISA)

Recommended Dilutions:

It is recommended that this reagent should be titrated in each testing system to obtain optimal results.

Product Information

MP00618-1 targets Involucrin in immunoassays as a matched antibody pair. Validated in Cytometric bead array, Sandwich ELISA.

Capture antibody: Involucrin Recombinant antibody, PBS Only (Capture) 83649-2-PBS (240566G2). 100 µg. Concentration 1 mg/ml.

Detection antibody: Involucrin Recombinant antibody, PBS Only (Detector) 83649-3-PBS (240566F12). 100 µg. Concentration 1 mg/ml.

Alternative Involucrin matched antibody pairs: MP00618-2, MP00618-3

Unconjugated rabbit recombinant monoclonal antibody pair in PBS only storage buffer at a concentration of 1 mg/mL, ready for conjugation. Created using Proteintech's proprietary in-house recombinant technology. Recombinant production enables unrivalled batch-to-batch consistency, easy scale-up, and future security of supply.

Matched antibody pairs are designed for use in a variety of assays and platforms that require matched antibody pairs.

Antibody use should be optimized for each application and assay.

Storage

Storage:

Store at -80°C.

Storage buffer:

PBS only

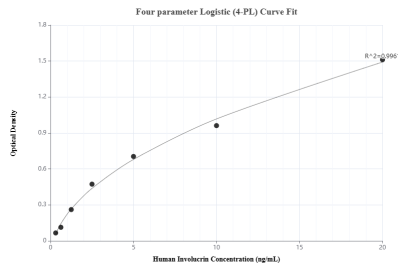
For technical support and original validation data for this product please contact:

T: 1 (888) 4PTGLAB (1-888-478-4522) (toll free in USA), or 1(312) 455-8498 (outside USA)

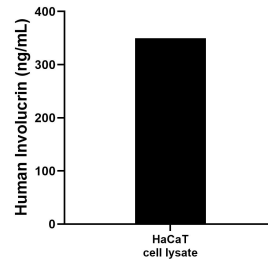
E: proteintech@ptglab.com
W: ptglab.com

This product is exclusively available under Proteintech Group brand and is not available to purchase from any other manufacturer.

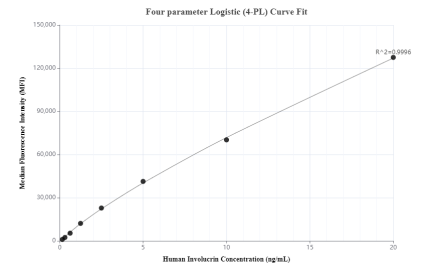
Selected Validation Data



Sandwich ELISA standard curve of MP00618-1, Human Involucrin Recombinant Matched Antibody Pair - PBS only. 83649-2-PBS was coated to a plate as the capture antibody and incubated with serial dilutions of standard Ag29585. 83649-3-PBS was HRP conjugated as the detection antibody. Range: 0.313-20 ng/mL



HaCaT cell lysate were measured. The human Involucrin concentration was determined to be 349.9 ng/mL in HaCaT cell lysate (based on a 2.5 mg/mL extract load).



Cytometric bead array standard curve of MP00618-1, Involucrin Recombinant Matched Antibody Pair, PBS Only. Capture antibody: 83649-2-PBS. Detection antibody: 83649-3-PBS. Standard: Ag29585. Range: 0.156-20 ng/mL