

For Research Use Only

CBX1 Recombinant Matched Antibody Pair, PBS Only



Catalog Number:MP00224-1

Capture Antibody Information

Catalog Number:
83248-1-PBS
Host:
Rabbit
Isotype:
IgG
Purification Method:
Protein A purification

Clone ID:
240075F7
Reactivity:
human
Immunogen Catalog Number:
Ag34901

Conjugate:
Unconjugated
Full name:
chromobox homolog 1 (HP1 beta homolog Drosophila)
Gene ID:
10951

Detection Antibody Information

Catalog Number:
83248-2-PBS
Host:
Rabbit
Isotype:
IgG
Purification Method:
Protein A purification

Clone ID:
240075H1
Reactivity:
human
GenBank:
BC002609
Immunogen Catalog Number:
Ag34901

Conjugate:
Unconjugated
Full name:
chromobox homolog 1 (HP1 beta homolog Drosophila)
Gene ID:
10951

Applications

Tested Applications:
Cytometric bead array, Sandwich ELISA

Range:
1.25-20 ng/mL (Cytometric Bead Array)
0.313-20 ng/mL (Sandwich ELISA)

Recommended Dilutions:
It is recommended that this reagent should be titrated in each testing system to obtain optimal results.

Product Information

MP00224-1 targets CBX1 in immunoassays as a matched antibody pair. Validated in Cytometric bead array, Sandwich ELISA.

Capture antibody: CBX1 Recombinant antibody, PBS Only (Capture) 83248-1-PBS (240075F7). 100 µg. Concentration 1 mg/mL.

Detection antibody: CBX1 Recombinant antibody, PBS Only (Detector) 83248-2-PBS (240075H1). 100 µg. Concentration 1 mg/mL.

Unconjugated rabbit recombinant monoclonal antibody pair in PBS only storage buffer at a concentration of 1 mg/mL, ready for conjugation. Created using Proteintech's proprietary in-house recombinant technology. Recombinant production enables unrivalled batch-to-batch consistency, easy scale-up, and future security of supply.

Matched antibody pairs are designed for use in a variety of assays and platforms that require matched antibody pairs.

Antibody use should be optimized for each application and assay.

Storage

Storage:
Store at -80°C.
Storage buffer:
PBS only

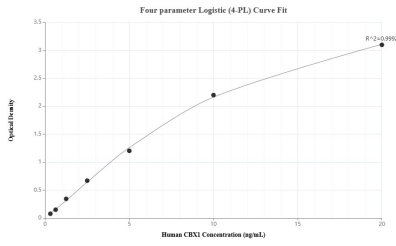
For technical support and original validation data for this product please contact:

T: 1 (888) 4PTGLAB (1-888-478-4522) (toll free in USA), or 1(312) 455-8498 (outside USA)

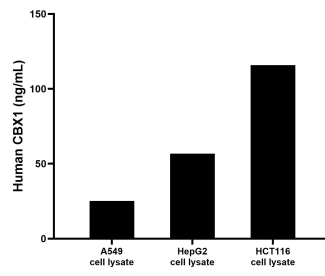
E: proteintech@ptglab.com
W: ptglab.com

This product is exclusively available under Proteintech Group brand and is not available to purchase from any other manufacturer.

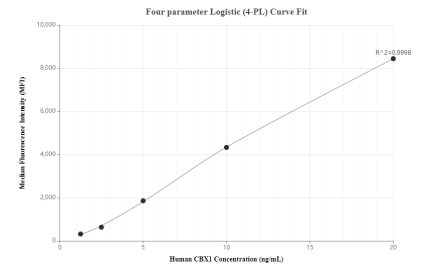
Selected Validation Data



Sandwich ELISA standard curve of MP00224-1, Human CBX1 Recombinant Matched Antibody Pair - PBS only. 83248-1-PBS was coated to a plate as the capture antibody and incubated with serial dilutions of standard Ag34901. 83248-2-PBS was HRP conjugated as the detection antibody. Range: 0.313-20 ng/mL



A549, HepG2 and HCT116 cell lysates were measured. The human CBX1 concentration of detected samples was determined to be 25.23 ng/mL (based on a 1.0 mg/mL extract load) in A549 cell lysate, 56.68 ng/mL (based on a 1.2 mg/mL extract load) in HepG2 cell lysate and 115.85 ng/mL (based on a 2.0 mg/mL extract load) in HCT116 cell lysate.



Cytometric bead array standard curve of MP00224-1, CBX1 Recombinant Matched Antibody Pair, PBS Only. Capture antibody: 83248-1-PBS. Detection antibody: 83248-2-PBS. Standard: Ag34901. Range: 1.25-20 ng/mL