

IHC*easy* URG4 Ready-To-Use IHC Kit

Catalog Number: **KHC2714**

General Information

Sample type:
FFPE tissue

Cited sample type:

Reactivity:
Human, Mouse, Rat

Cited Reactivity:

Assay type:
Immunohistochemistry

Primary antibody type:
Mouse Monoclonal

Secondary antibody type:
Polymer-HRP-Goat anti-Mouse

Kit Component

Component	Size	Concentration
Antigen Retrieval Buffer	100 mL	50×
Washing Buffer	100 mL ×2	20×
Blocking Buffer	5 mL	RTU
Primary Antibody	5 mL	RTU
Secondary Antibody	5 mL	RTU
Chromogen Component A	0.2 mL	RTU
Chromogen Component B	4 mL	RTU
Signal Enhancer	5 mL	RTU
Counter Staining Reagent	5 mL	RTU
Mounting Media	5 mL	RTU
Control Slide	1 slide (Optional)	FFPE
Datasheet	1 Copy	
Manual	1 Copy	

Storage Instructions

All the reagents are stored at 2-8°C. The kit is stable for 6 months from the date of receipt.

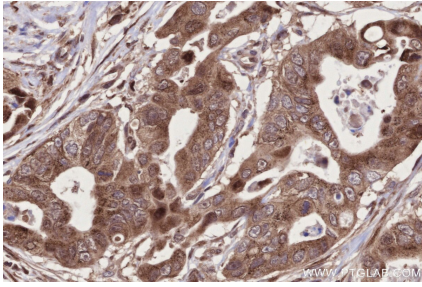
Background

URG4 (upregulated gene 4), also known as upregulator of cell proliferation (URGCP), is an oncogene which is involved in the development and progression of various tumors. URG4 is upregulated in hepatocellular carcinoma (HCC), ovarian cancer, and other types of cancer. Overexpression of URG4 not only results in tumour progression but also in metastasis and recurrence.

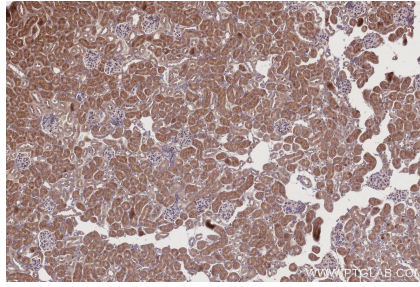
Synonyms

URG4, HBV X protein up-regulated gene 4 protein, HBxAg up-regulated gene 4 protein, KIAA1507, up regulated gene 4

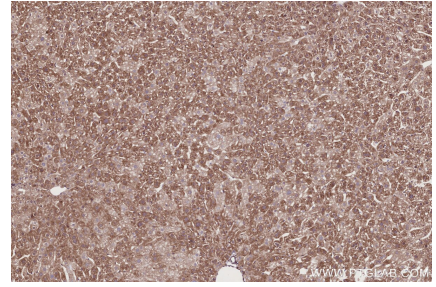
Selected Validation Data



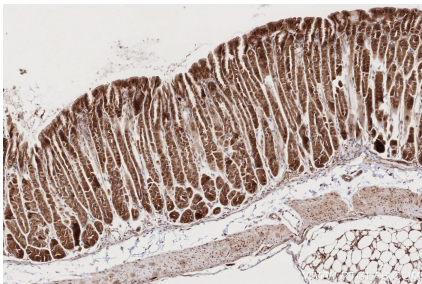
Immunohistochemical analysis of paraffin-embedded human stomach cancer tissue slide using KHC2714 (URG4 IHC Kit).



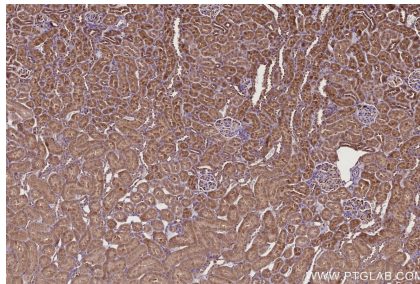
Immunohistochemical analysis of paraffin-embedded mouse kidney tissue slide using KHC2714 (URG4 IHC Kit).



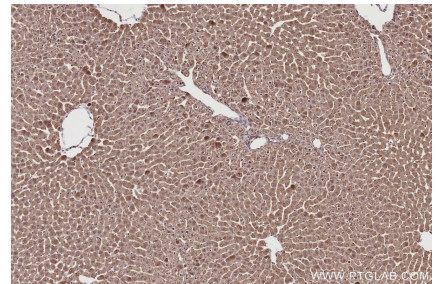
Immunohistochemical analysis of paraffin-embedded mouse liver tissue slide using KHC2714 (URG4 IHC Kit).



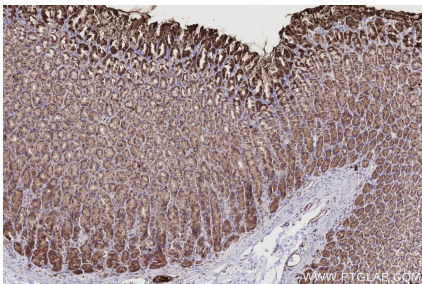
Immunohistochemical analysis of paraffin-embedded mouse stomach tissue slide using KHC2714 (URG4 IHC Kit).



Immunohistochemical analysis of paraffin-embedded rat kidney tissue slide using KHC2714 (URG4 IHC Kit).



Immunohistochemical analysis of paraffin-embedded rat liver tissue slide using KHC2714 (URG4 IHC Kit).



Immunohistochemical analysis of paraffin-embedded rat stomach tissue slide using KHC2714 (URG4 IHC Kit).