

# IHC*easy* PRKAG1 Ready-To-Use IHC Kit

Catalog Number: **KHC2324**

## General Information

**Sample type:**  
FFPE tissue

**Cited sample type:**

**Reactivity:**  
Human, Mouse, Rat

**Cited Reactivity:**

**Assay type:**  
Immunohistochemistry

**Primary antibody type:**  
Rabbit Polyclonal

**Secondary antibody type:**  
Polymer-HRP-Goat anti-Rabbit

## Kit Component

Component	Size	Concentration
Antigen Retrieval Buffer	100 mL	50×
Washing Buffer	100 mL ×2	20×
Blocking Buffer	5 mL	RTU
Primary Antibody	5 mL	RTU
Secondary Antibody	5 mL	RTU
Chromogen Component A	0.2 mL	RTU
Chromogen Component B	4 mL	RTU
Signal Enhancer	5 mL	RTU
Counter Staining Reagent	5 mL	RTU
Mounting Media	5 mL	RTU
Control Slide	1 slide (Optional)	FFPE
Datasheet	1 Copy	
Manual	1 Copy	

## Storage Instructions

All the reagents are stored at 2-8°C. The kit is stable for 6 months from the date of receipt.

## Background

Protein kinase, AMP-activated, gamma 1 non-catalytic subunit (PRKAG1, synonyms: AMPKG, MGC8666) is a regulatory subunit of the AMP-activated protein kinase (AMPK). AMPK is a heterotrimer consisting of an catalytic subunit, and non-catalytic and subunits. AMPK is an important energy-sensing enzyme that monitors cellular energy status. In response to cellular metabolic stresses, AMPK is activated, and thus phosphorylates and iAMP-activated protein kinase (AMPK) is a highly conserved heterotrimeric serine/threonine kinase widely characterised as a sensor of cellular energetic stress. AMPK is a heterotrimeric complex consisting of a catalytic  $\alpha$ -subunit and two regulatory subunits ( $\beta$  and  $\gamma$ ). AMPK is an important energy-sensing enzyme that monitors cellular energy status. In response to cellular metabolic stresses, AMPK is activated, and thus phosphorylates and inactivates acetyl-CoA carboxylase (ACC) and beta-hydroxy beta-methylglutaryl-CoA reductase (HMGCR), key enzymes involved in regulating de novo biosynthesis of fatty acid and cholesterol. AMPK gamma 1 is one of the gamma regulatory subunits of AMPK.

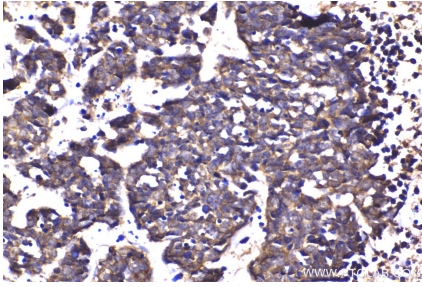
## Synonyms

AMPK Gamma 1, 5'-AMP-activated protein kinase subunit gamma-1, AMPKG, AMPK subunit gamma-1, AMPK subunit gamma 1

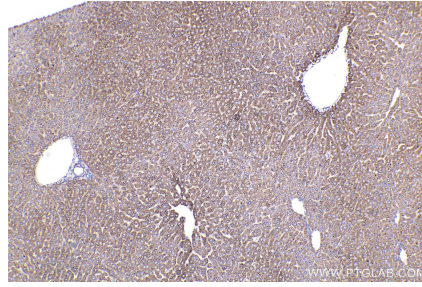
For technical support and original validation data for this product please contact:  
T: 1 (888) 4PTGLAB (1-888-478-4522) (toll free in USA), or 1(312) 455-8498 (outside USA)  
E: [proteintech@ptglab.com](mailto:proteintech@ptglab.com)  
W: [ptglab.com](http://ptglab.com)

This product is exclusively available under Proteintech Group brand and is not available to purchase from any other manufacturer.

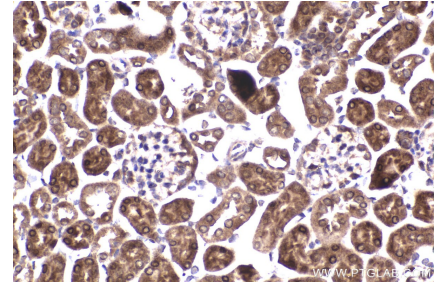
## Selected Validation Data



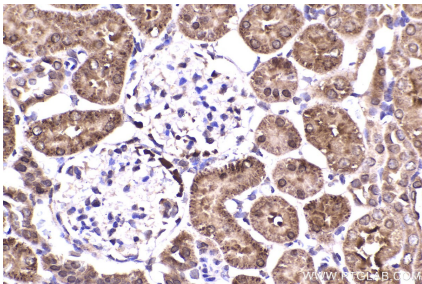
Immunohistochemical analysis of paraffin-embedded human lung cancer tissue slide using KHC2324 (PRKAG1 IHC Kit).



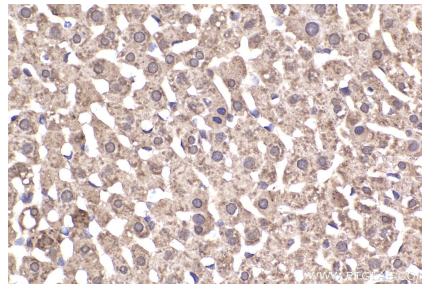
Immunohistochemical analysis of paraffin-embedded mouse liver tissue slide using KHC2324 (PRKAG1 IHC Kit).



Immunohistochemical analysis of paraffin-embedded mouse kidney tissue slide using KHC2324 (PRKAG1 IHC Kit).



Immunohistochemical analysis of paraffin-embedded rat kidney tissue slide using KHC2324 (PRKAG1 IHC Kit).



Immunohistochemical analysis of paraffin-embedded rat liver tissue slide using KHC2324 (PRKAG1 IHC Kit).