

IHC*easy* VAPB Ready-To-Use IHC Kit

Catalog Number: **KHC2142**

General Information

Sample type:
FFPE tissue

Cited sample type:

Reactivity:
Human, Mouse, Rat

Cited Reactivity:

Assay type:
Immunohistochemistry

Primary antibody type:
Mouse Monoclonal

Secondary antibody type:
Polymer-HRP-Goat anti-Mouse

Kit Component

Component	Size	Concentration
Antigen Retrieval Buffer	100 mL	50×
Washing Buffer	100 mL × 2	20×
Blocking Buffer	5 mL	RTU
Primary Antibody	5 mL	RTU
Secondary Antibody	5 mL	RTU
Chromogen Component A	0.2 mL	RTU
Chromogen Component B	4 mL	RTU
Signal Enhancer	5 mL	RTU
Counter Staining Reagent	5 mL	RTU
Mounting Media	5 mL	RTU
Control Slide	1 slide (Optional)	FFPE
Datasheet	1 Copy	
Manual	1 Copy	

Storage Instructions

All the reagents are stored at 2-8°C. The kit is stable for 6 months from the date of receipt.

Background

Vesicle-associated membrane protein-associated protein B (VAPB) is an integral membrane protein localized to the endoplasmic reticulum (ER) membrane. VAPB has been implicated in various cellular processes, including ER stress, the unfolded protein response (UPR) and calcium homeostasis regulation. The mutations in the gene of VAPB cause amyotrophic lateral sclerosis 8 (ALS8) and some other related forms of motor neuron disease including late onset spinal muscular atrophy.

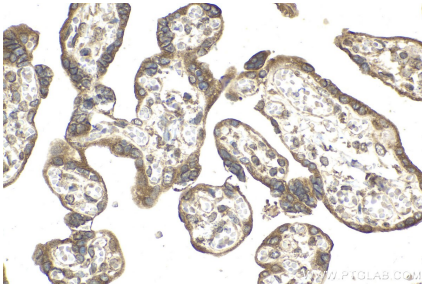
Synonyms

VAMP C, VAMP B/VAMP C, VAMP B, VAMP associated protein B/C, UNQ484/PRO983

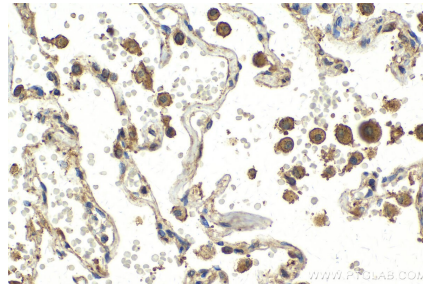
For technical support and original validation data for this product please contact:
T: 1 (888) 4PTGLAB (1-888-478-4522) (toll free in USA), or 1(312) 455-8498 (outside USA)
E: proteintech@ptglab.com
W: ptglab.com

This product is exclusively available under Proteintech Group brand and is not available to purchase from any other manufacturer.

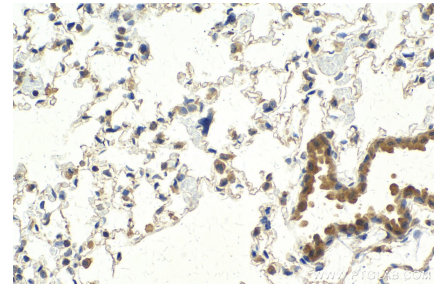
Selected Validation Data



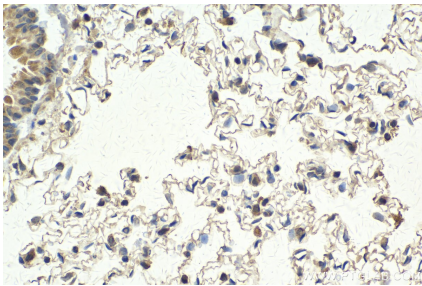
Immunohistochemical analysis of paraffin-embedded human placenta tissue slide using KHC2142 (VAPB IHC Kit).



Immunohistochemical analysis of paraffin-embedded human lung tissue slide using KHC2142 (VAPB IHC Kit).



Immunohistochemical analysis of paraffin-embedded mouse lung tissue slide using KHC2142 (VAPB IHC Kit).



Immunohistochemical analysis of paraffin-embedded rat lung tissue slide using KHC2142 (VAPB IHC Kit).