

IHC*easy* TNKS2 Ready-To-Use IHC Kit

Catalog Number: **KHC1928**

General Information

Sample type:
FFPE tissue
Cited sample type:
Reactivity:
Human, Mouse
Cited Reactivity:

Assay type:
Immunohistochemistry
Primary antibody type:
Rabbit Polyclonal
Secondary antibody type:
Polymer-HRP-Goat anti-Rabbit

Kit Component

Component	Size	Concentration
Antigen Retrieval Buffer	100 mL	50×
Washing Buffer	100 mL ×2	20×
Blocking Buffer	5 mL	RTU
Primary Antibody	5 mL	RTU
Secondary Antibody	5 mL	RTU
Chromogen Component A	0.2 mL	RTU
Chromogen Component B	4 mL	RTU
Signal Enhancer	5 mL	RTU
Counter Staining Reagent	5 mL	RTU
Mounting Media	5 mL	RTU
Control Slide	1 slide (Optional)	FFPE
Datasheet	1 Copy	
Manual	1 Copy	

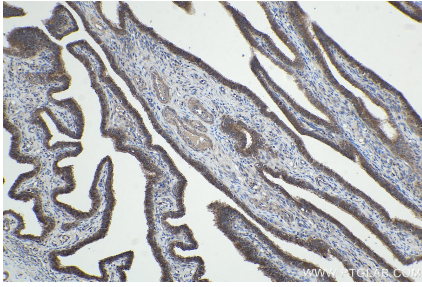
Storage Instructions

All the reagents are stored at 2-8°C. The kit is stable for 6 months from the date of receipt.

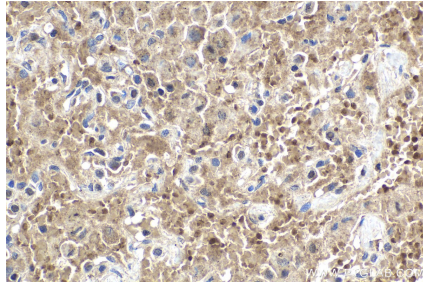
Synonyms

PARP 5b, PARP 5c, PARP5B, PARP5C, TANK2, Tankyrase 2, Tankyrase II, Tankyrase like protein, Tankyrase related protein, TNKL, TNKS 2, TNKS2

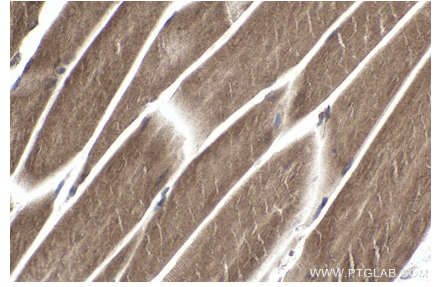
Selected Validation Data



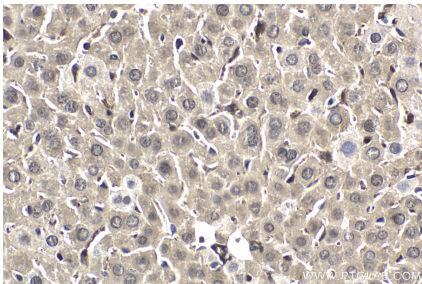
Immunohistochemical analysis of paraffin-embedded human ovary tumor tissue slide using KHC1928 (TNKS2 IHC Kit).



Immunohistochemical analysis of paraffin-embedded human lung tissue slide using KHC1928 (TNKS2 IHC Kit).



Immunohistochemical analysis of paraffin-embedded mouse skeletal muscle tissue slide using KHC1928 (TNKS2 IHC Kit).



Immunohistochemical analysis of paraffin-embedded mouse liver tissue slide using KHC1928 (TNKS2 IHC Kit).