

IHC*easy* Fascin Ready-To-Use IHC Kit

Catalog Number: **KHC0772**

General Information

Sample type:
FFPE tissue

Cited sample type:

Reactivity:
Human, Mouse, Rat

Cited Reactivity:

Assay type:
Immunohistochemistry

Primary antibody type:
Mouse Monoclonal

Secondary antibody type:
Polymer-HRP-Goat anti-Mouse

Kit Component

| Component | Size | Concentration |
|--------------------------|--------------------|---------------|
| Antigen Retrieval Buffer | 100 mL | 50× |
| Washing Buffer | 100 mL ×2 | 20× |
| Blocking Buffer | 5 mL | RTU |
| Primary Antibody | 5 mL | RTU |
| Secondary Antibody | 5 mL | RTU |
| Chromogen Component A | 0.2 mL | RTU |
| Chromogen Component B | 4 mL | RTU |
| Signal Enhancer | 5 mL | RTU |
| Counter Staining Reagent | 5 mL | RTU |
| Mounting Media | 5 mL | RTU |
| Control Slide | 1 slide (Optional) | FFPE |
| Datasheet | 1 Copy | |
| Manual | 1 Copy | |

Storage Instructions

All the reagents are stored at 2-8°C. The kit is stable for 6 months from the date of receipt.

Background

Fascin is a highly conserved and ubiquitous actin cross-linking protein that has a major function in cell motility and adhesion. Fascin localizes to a number of highly dynamic cellular structures that require strong mechanical support which include stress fibers and cellular protrusions such as microvilli, microspikes and lamellipodia. Fascin is up-regulated in many human carcinomas. It's a marker for Reed-Sternberg cells in Hodgkin's disease; it is also a highly selective marker for dendritic cells of lymphoid tissues.

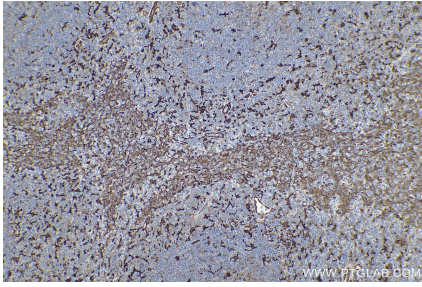
Synonyms

55 kDa actin bundling protein, FAN1, Fascin, Fascin 1, Fascin, FSCN1, HSN, p55, Singed like protein, SNL

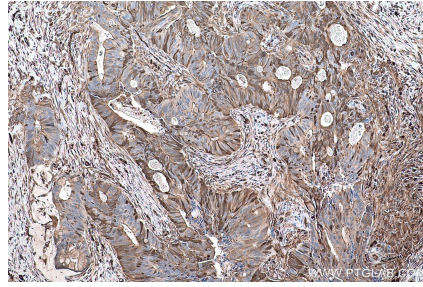
For technical support and original validation data for this product please contact:
T: 1 (888) 4PTGLAB (1-888-478-4522) (toll free in USA), or 1(312) 455-8498 (outside USA)
E: proteintech@ptglab.com
W: ptglab.com

This product is exclusively available under Proteintech Group brand and is not available to purchase from any other manufacturer.

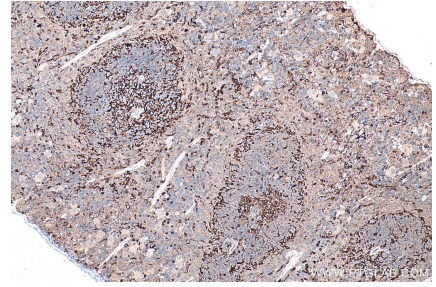
Selected Validation Data



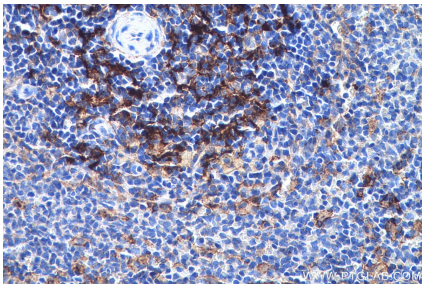
Immunohistochemical analysis of paraffin-embedded human tonsillitis tissue slide using KHC0772 (Fascin IHC Kit).



Immunohistochemical analysis of paraffin-embedded human colon cancer tissue slide using KHC0772 (Fascin IHC Kit).



Immunohistochemical analysis of paraffin-embedded mouse spleen tissue slide using KHC0772 (Fascin IHC Kit).



Immunohistochemical analysis of paraffin-embedded rat spleen tissue slide using KHC0772 (Fascin IHC Kit).