

IHC*easy* EIF5A Ready-To-Use IHC Kit

Catalog Number: **KHC0596**

General Information

Sample type:
FFPE tissue

Cited sample type:

Reactivity:
Human, Mouse, Rat

Cited Reactivity:

Assay type:
Immunohistochemistry

Primary antibody type:
Mouse Monoclonal

Secondary antibody type:
Polymer-HRP-Goat anti-Mouse

Kit Component

Component	Size	Concentration
Antigen Retrieval Buffer	100 mL	50×
Washing Buffer	100 mL ×2	20×
Blocking Buffer	5 mL	RTU
Primary Antibody	5 mL	RTU
Secondary Antibody	5 mL	RTU
Chromogen Component A	0.2 mL	RTU
Chromogen Component B	4 mL	RTU
Signal Enhancer	5 mL	RTU
Counter Staining Reagent	5 mL	RTU
Mounting Media	5 mL	RTU
Control Slide	1 slide (Optional)	FFPE
Datasheet	1 Copy	
Manual	1 Copy	

Storage Instructions

All the reagents are stored at 2-8°C. The kit is stable for 6 months from the date of receipt.

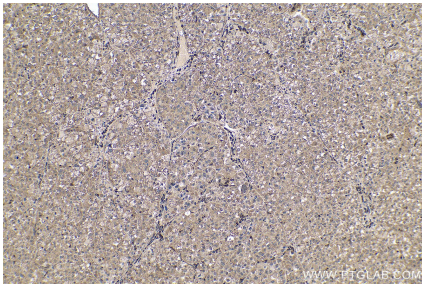
Background

Translation of messenger RNA (mRNA) to protein in eukaryotes is a crucial process in protein biosynthesis, in which initiation of translation involves interaction of different eukaryotic translation initiation factors (eIFs), ribosome subunits and mRNAs. Eukaryotic translation initiation factor 5A (EIF5A) is one of the eIFs involved in translation initiation. EIF5A has an essential role in cell viability and is the only protein known to contain the amino acid residue hypusine, formed by post-translational modification of a specific lysine residue. Firstly identified as a translation initiation factor, it also has a function in the elongation step of translation.

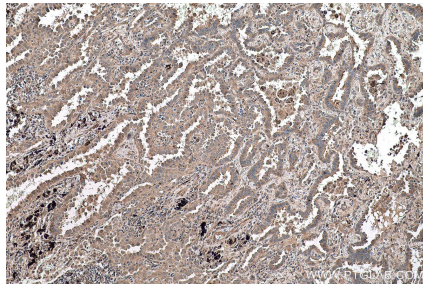
Synonyms

eIF 4D, EIF 5A, eIF 5A 1, eIF 5A1, EIF5A, EIF5A1, eIF5AI, Rev binding factor

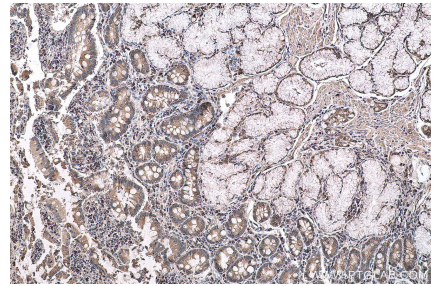
Selected Validation Data



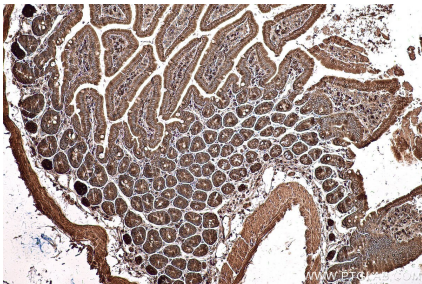
Immunohistochemical analysis of paraffin-embedded human liver cancer tissue slide using KHC0596 (EIF5A IHC Kit).



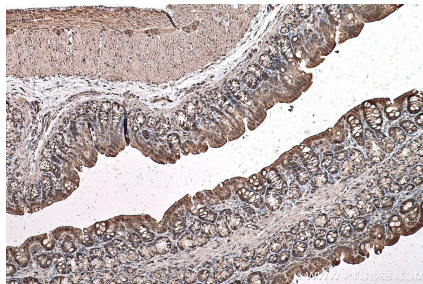
Immunohistochemical analysis of paraffin-embedded human lung cancer tissue slide using KHC0596 (EIF5A IHC Kit).



Immunohistochemical analysis of paraffin-embedded human stomach cancer tissue slide using KHC0596 (EIF5A IHC Kit).



Immunohistochemical analysis of paraffin-embedded mouse small intestine tissue slide using KHC0596 (EIF5A IHC Kit).



Immunohistochemical analysis of paraffin-embedded rat colon tissue slide using KHC0596 (EIF5A IHC Kit).