

IHC*easy* CSTB Ready-To-Use IHC Kit

Catalog Number: **KHC0577**

General Information

Sample type:
FFPE tissue
Cited sample type:
Reactivity:
Human
Cited Reactivity:

Assay type:
Immunohistochemistry
Primary antibody type:
Mouse Monoclonal
Secondary antibody type:
Polymer-HRP-Goat anti-Mouse

Kit Component

Component	Size	Concentration
Antigen Retrieval Buffer	100 mL	50×
Washing Buffer	100 mL ×2	20×
Blocking Buffer	5 mL	RTU
Primary Antibody	5 mL	RTU
Secondary Antibody	5 mL	RTU
Chromogen Component A	0.2 mL	RTU
Chromogen Component B	4 mL	RTU
Signal Enhancer	5 mL	RTU
Counter Staining Reagent	5 mL	RTU
Mounting Media	5 mL	RTU
Control Slide	1 slide (Optional)	FFPE
Datasheet	1 Copy	
Manual	1 Copy	

Storage Instructions

All the reagents are stored at 2-8°C. The kit is stable for 6 months from the date of receipt.

Background

Cystatin B (CSTB), a member of the cystatin superfamily protein, is a stefin that functions as an intracellular thiol protease inhibitor and has been thought to play a role in protecting against the proteases leaking from lysosomes. CSTB plays various functions in a variety of diseases, including epithelial ovarian cancer, colon cancer, and myoclonus epilepsy. Evidence indicates that mutations in CSTB are responsible for the primary defects in patients with progressive myoclonic epilepsy (EPM1).

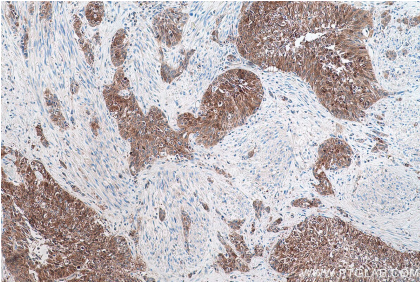
Synonyms

CPI B, CST6, CSTB, Cystatin B, cystatin B (stefin B), EPM1, PME, Stefin B, STFB

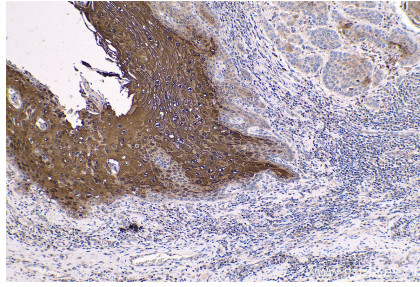
For technical support and original validation data for this product please contact:
T: 1 (888) 4PTGLAB (1-888-478-4522) (toll free in USA), or 1(312) 455-8498 (outside USA)
E: proteintech@ptglab.com
W: ptglab.com

This product is exclusively available under Proteintech Group brand and is not available to purchase from any other manufacturer.

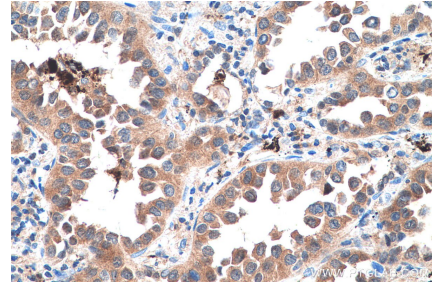
Selected Validation Data



Immunohistochemical analysis of paraffin-embedded human urothelial carcinoma tissue slide using KHC0577 (Cystatin B IHC Kit).



Immunohistochemical analysis of paraffin-embedded human oesophagus cancer tissue slide using KHC0577 (Cystatin B IHC Kit).



Immunohistochemical analysis of paraffin-embedded human lung cancer tissue slide using KHC0577 (Cystatin B IHC Kit).