

IHC*easy* HSPA9/GRP75 Ready-To-Use IHC Kit

Catalog Number: **KHC0540**

General Information

Sample type:
FFPE tissue
Cited sample type:
Reactivity:
Human
Cited Reactivity:

Assay type:
Immunohistochemistry
Primary antibody type:
Mouse Monoclonal
Secondary antibody type:
Polymer-HRP-Goat anti-Mouse

Kit Component

Component	Size	Concentration
Antigen Retrieval Buffer	100 mL	50×
Washing Buffer	100 mL ×2	20×
Blocking Buffer	5 mL	RTU
Primary Antibody	5 mL	RTU
Secondary Antibody	5 mL	RTU
Chromogen Component A	0.2 mL	RTU
Chromogen Component B	4 mL	RTU
Signal Enhancer	5 mL	RTU
Counter Staining Reagent	5 mL	RTU
Mounting Media	5 mL	RTU
Control Slide	1 slide (Optional)	FFPE
Datasheet	1 Copy	
Manual	1 Copy	

Storage Instructions

All the reagents are stored at 2-8°C. The kit is stable for 6 months from the date of receipt.

Background

GRP75 (also known as mortalin, HSPA9 or mt-Hsp70) is a constitutively expressed member of the HSPA (HSP70) family of heat-shock proteins. It is located in the mitochondrial matrix and anti-GRP75 is commonly used as the marker for mitochondria. It has been reported that GRP75 is enriched in cancer cells and contributes to carcinogenesis. In addition, decreased expression level of GRP75 has been found in neurodegenerative disorders like Parkinson's disease.

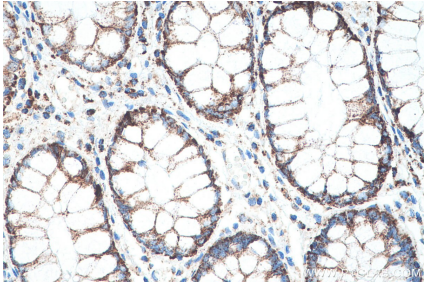
Synonyms

CSA, GRP 75, GRP75, Heat shock 70 kDa protein 9, HSPA9, HSPA9B, Mortalin, MOT, mot 2, MOT2, MTHSP75, PBP74, Peptide binding protein 74

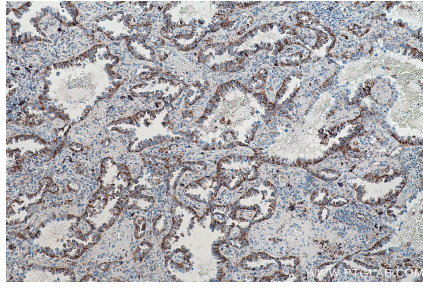
For technical support and original validation data for this product please contact:
T: 1 (888) 4PTGLAB (1-888-478-4522) (toll free in USA), or 1(312) 455-8498 (outside USA)
E: proteintech@ptglab.com
W: ptglab.com

This product is exclusively available under Proteintech Group brand and is not available to purchase from any other manufacturer.

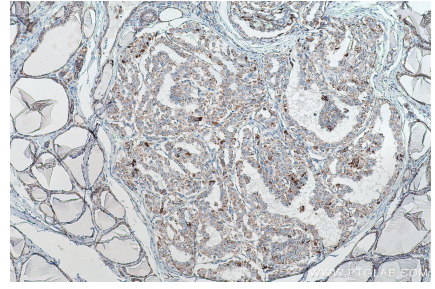
Selected Validation Data



Immunohistochemical analysis of paraffin-embedded human colon tissue slide using KHC0540 (HSPA9/GRP75 IHC Kit).



Immunohistochemical analysis of paraffin-embedded human lung cancer tissue slide using KHC0540 (HSPA9/GRP75 IHC Kit).



Immunohistochemical analysis of paraffin-embedded human thyroid cancer tissue slide using KHC0540 (HSPA9/GRP75 IHC Kit).