

IHC*easy* FBP1 Ready-To-Use IHC Kit

Catalog Number: **KHC0526**

General Information

Sample type:
FFPE tissue

Cited sample type:

Reactivity:
Human, Mouse, Rat

Cited Reactivity:

Assay type:
Immunohistochemistry

Primary antibody type:
Rabbit Polyclonal

Secondary antibody type:
Polymer-HRP-Goat anti-Rabbit

Kit Component

Component	Size	Concentration
Antigen Retrieval Buffer	100 mL	50×
Washing Buffer	100 mL ×2	20×
Blocking Buffer	5 mL	RTU
Primary Antibody	5 mL	RTU
Secondary Antibody	5 mL	RTU
Chromogen Component A	0.2 mL	RTU
Chromogen Component B	4 mL	RTU
Signal Enhancer	5 mL	RTU
Counter Staining Reagent	5 mL	RTU
Mounting Media	5 mL	RTU
Control Slide	1 slide (Optional)	FFPE
Datasheet	1 Copy	
Manual	1 Copy	

Storage Instructions

All the reagents are stored at 2-8°C. The kit is stable for 6 months from the date of receipt.

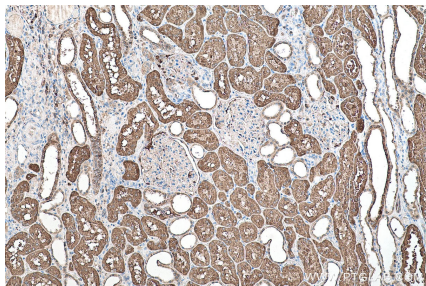
Background

FBP1(Fructose-1,6-bisphosphatase 1) is also named as FBP and belongs to the FBPase class 1 family. It catalyzes the hydrolysis of fructose-1,6 bisphosphate to fructose-6-phosphate and inorganic phosphate. This reaction is an important regulatory site of gluconeogenesis. Defects in FBP1 are the cause of fructose-1,6-bisphosphatase deficiency (FBPD).

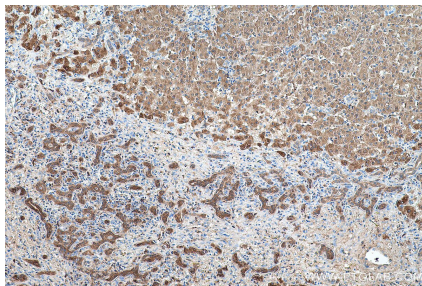
Synonyms

FBP, FBP1, FBPase 1, fructose 1,6 bisphosphatase 1

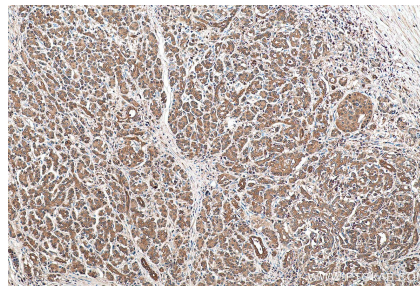
Selected Validation Data



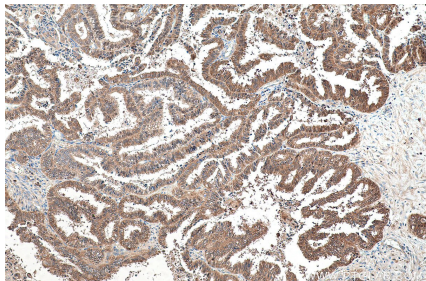
Immunohistochemical analysis of paraffin-embedded human kidney tissue slide using KHC0526 (FBP1 IHC Kit).



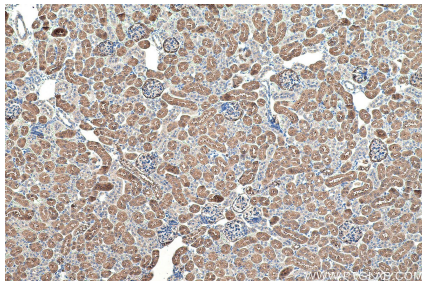
Immunohistochemical analysis of paraffin-embedded human liver cancer tissue slide using KHC0526 (FBP1 IHC Kit).



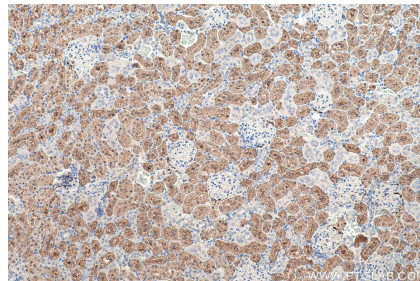
Immunohistochemical analysis of paraffin-embedded human pancreas cancer tissue slide using KHC0526 (FBP1 IHC Kit).



Immunohistochemical analysis of paraffin-embedded human ovary tumor tissue slide using KHC0526 (FBP1 IHC Kit).



Immunohistochemical analysis of paraffin-embedded mouse kidney tissue slide using KHC0526 (FBP1 IHC Kit).



Immunohistochemical analysis of paraffin-embedded rat kidney tissue slide using KHC0526 (FBP1 IHC Kit).