

IHC*easy* VAMP5 Ready-To-Use IHC Kit

Catalog Number: **KHC0472**

General Information

Sample type:
FFPE tissue

Cited sample type:

Reactivity:
Human, Mouse, Rat

Cited Reactivity:

Assay type:
Immunohistochemistry

Primary antibody type:
Rabbit Polyclonal

Secondary antibody type:
Polymer-HRP-Goat anti-Rabbit

Kit Component

Component	Size	Concentration
Antigen Retrieval Buffer	100 mL	50×
Washing Buffer	100 mL ×2	20×
Blocking Buffer	5 mL	RTU
Primary Antibody	5 mL	RTU
Secondary Antibody	5 mL	RTU
Chromogen Component A	0.2 mL	RTU
Chromogen Component B	4 mL	RTU
Signal Enhancer	5 mL	RTU
Counter Staining Reagent	5 mL	RTU
Mounting Media	5 mL	RTU
Control Slide	1 slide (Optional)	FFPE
Datasheet	1 Copy	
Manual	1 Copy	

Storage Instructions

All the reagents are stored at 2-8°C. The kit is stable for 6 months from the date of receipt.

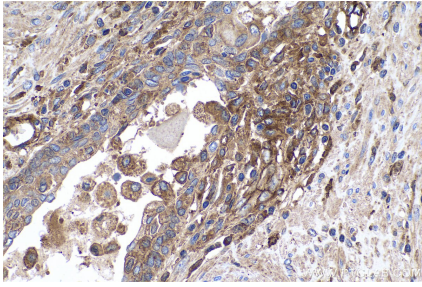
Background

VAMP5, also known as myobrevin, is a member of the vesicle-associated membrane protein (VAMP)/synaptobrevin family and the SNARE superfamily. Characterized by a common sequence called the SNARE motif, SNARE proteins are involved in membrane fusion and vesicular transport. VAMP5 may participate in trafficking events that are associated with myogenesis, such as myoblast fusion and/or GLUT4 trafficking.

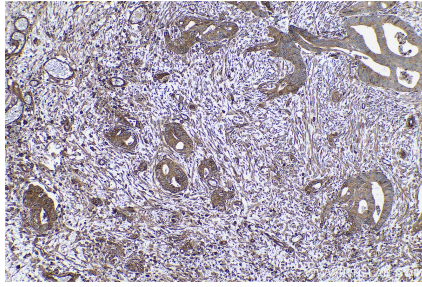
Synonyms

Myobrevin, VAMP 5, VAMP5

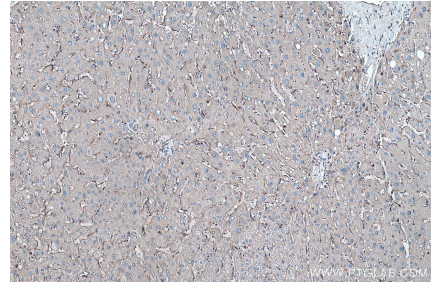
Selected Validation Data



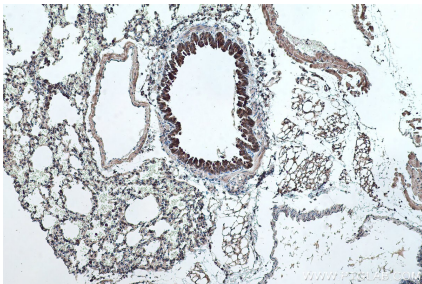
Immunohistochemical analysis of paraffin-embedded human prostate cancer tissue slide using KHC0472 (VAMP5 IHC Kit).



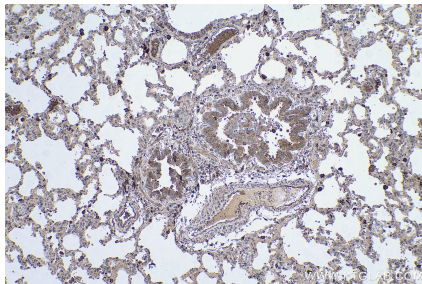
Immunohistochemical analysis of paraffin-embedded human colon cancer tissue slide using KHC0472 (VAMP5 IHC Kit).



Immunohistochemical analysis of paraffin-embedded human liver tissue slide using KHC0472 (VAMP5 IHC Kit).



Immunohistochemical analysis of paraffin-embedded mouse lung tissue slide using KHC0472 (VAMP5 IHC Kit).



Immunohistochemical analysis of paraffin-embedded rat lung tissue slide using KHC0472 (VAMP5 IHC Kit).