

# IHCeasy<sup>®</sup> NDUFAF4 Ready-To-Use IHC Kit

Catalog Number: **KHC0440**

## General Information

Sample type:  
FFPE tissue  
Cited sample type:  
Reactivity:  
Human  
Cited Reactivity:

Assay type:  
Immunohistochemistry  
Primary antibody type:  
Rabbit Polyclonal  
Secondary antibody type:  
Polymer-HRP-Goat anti-Rabbit

## Kit Component

Component	Size	Concentration
Antigen Retrieval Buffer	100 mL	50×
Washing Buffer	100 mL ×2	20×
Blocking Buffer	5 mL	RTU
Primary Antibody	5 mL	RTU
Secondary Antibody	5 mL	RTU
Chromogen Component A	0.2 mL	RTU
Chromogen Component B	4 mL	RTU
Signal Enhancer	5 mL	RTU
Counter Staining Reagent	5 mL	RTU
Mounting Media	5 mL	RTU
Control Slide	1 slide (Optional)	FFPE
Datasheet	1 Copy	
Manual	1 Copy	

## Storage Instructions

All the reagents are stored at 2-8°C. The kit is stable for 6 months from the date of receipt.

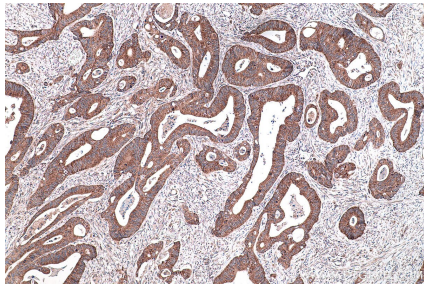
## Background

NDUFAF4 is a protein that in humans is encoded by the C6ORF66 gene. NDUFAF4 is an assembly factor of complex I. Mutation of this gene has been associated with congenital disorders of the mitochondrial respiratory chain. NDUFAF4 was previously shown to promote breast cancer cell invasiveness.

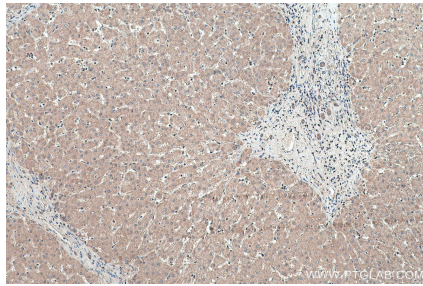
## Synonyms

C6orf66, HRPAP20, HSPC125, Myo13, NDUFAF4

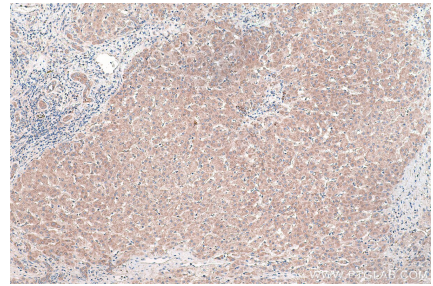
## Selected Validation Data



Immunohistochemical analysis of paraffin-embedded human colon cancer tissue slide using KHC0440 (NDUFAF4 IHC Kit).



Immunohistochemical analysis of paraffin-embedded human liver tissue slide using KHC0440 (NDUFAF4 IHC Kit).



Immunohistochemical analysis of paraffin-embedded human liver cancer tissue slide using KHC0440 (NDUFAF4 IHC Kit).