

IHC*easy* TRIM63 Ready-To-Use IHC Kit

Catalog Number: **KHC0330**

General Information

Sample type:
FFPE tissue

Cited sample type:

Reactivity:
Human, Mouse, Rat

Cited Reactivity:

Assay type:
Immunohistochemistry

Primary antibody type:
Rabbit Polyclonal

Secondary antibody type:
Polymer-HRP-Goat anti-Rabbit

Kit Component

Component	Size	Concentration
Antigen Retrieval Buffer	100 mL	50×
Washing Buffer	100 mL × 2	20×
Blocking Buffer	5 mL	RTU
Primary Antibody	5 mL	RTU
Secondary Antibody	5 mL	RTU
Chromogen Component A	0.2 mL	RTU
Chromogen Component B	4 mL	RTU
Signal Enhancer	5 mL	RTU
Counter Staining Reagent	5 mL	RTU
Mounting Media	5 mL	RTU
Control Slide	1 slide (Optional)	FFPE
Datasheet	1 Copy	
Manual	1 Copy	

Storage Instructions

All the reagents are stored at 2-8°C. The kit is stable for 6 months from the date of receipt.

Background

TRIM63, also named as IRF, MURF1, RNF28 and SMRZ, is E3 ubiquitin ligase. It regulates proteasomal degradation of cardiac troponin I/TNNI3 and probably of other sarcomeric-associated proteins. TRIM63 may play a role in striated muscle atrophy and hypertrophy by regulating an anti-hypertrophic PKC-mediated signaling pathway. It may regulate the organization of myofibrils through TTN in muscle cells.

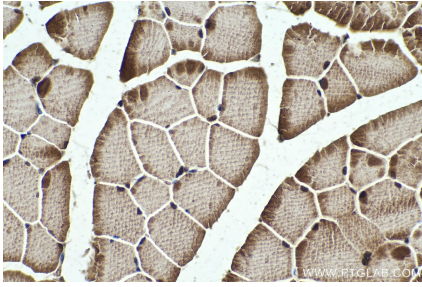
Synonyms

IRF, Iris RING finger protein, MuRF 1, MURF1, MURF2, RING finger protein 28, RNF28, SMRZ, TRIM63, tripartite motif containing 63

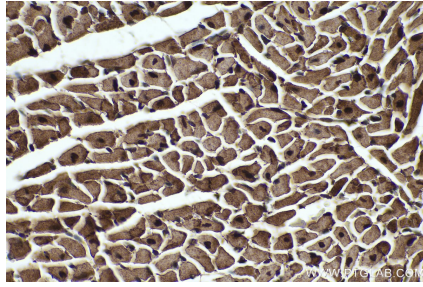
For technical support and original validation data for this product please contact:
T: 1 (888) 4PTGLAB (1-888-478-4522) (toll free in USA), or 1(312) 455-8498 (outside USA)
E: proteintech@ptglab.com
W: ptglab.com

This product is exclusively available under Proteintech Group brand and is not available to purchase from any other manufacturer.

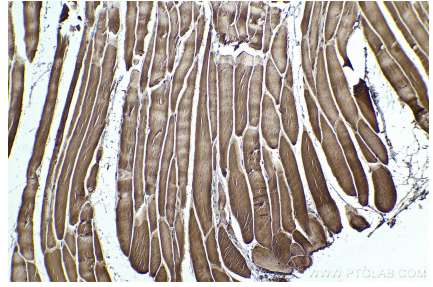
Selected Validation Data



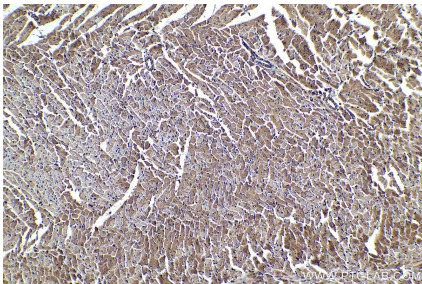
Immunohistochemical analysis of paraffin-embedded mouse skeletal muscle tissue slide using KHC0330 (TRIM63 IHC Kit).



Immunohistochemical analysis of paraffin-embedded mouse heart tissue slide using KHC0330 (TRIM63 IHC Kit).



Immunohistochemical analysis of paraffin-embedded rat skeletal muscle tissue slide using KHC0330 (TRIM63 IHC Kit).



Immunohistochemical analysis of paraffin-embedded rat heart tissue slide using KHC0330 (TRIM63 IHC Kit).