

IHC*easy* MAdCAM1 Ready-To-Use IHC Kit

Catalog Number: **KHC0025**

General Information

Sample type:
FFPE tissue
Cited sample type:
Reactivity:
Human
Cited Reactivity:

Assay type:
Immunohistochemistry
Primary antibody type:
Mouse Monoclonal
Secondary antibody type:
Polymer-HRP-Goat anti-Mouse

Kit Component

Component	Size	Concentration
Antigen Retrieval Buffer	100 mL	50×
Washing Buffer	100 mL × 2	20×
Blocking Buffer	5 mL	RTU
Primary Antibody	5 mL	RTU
Secondary Antibody	5 mL	RTU
Chromogen Component A	0.2 mL	RTU
Chromogen Component B	4 mL	RTU
Signal Enhancer	5 mL	RTU
Counter Staining Reagent	5 mL	RTU
Mounting Media	5 mL	RTU
Control Slide	1 slide (Optional)	FFPE
Datasheet	1 Copy	
Manual	1 Copy	

Storage Instructions

All the reagents are stored at 2-8°C. The kit is stable for 6 months from the date of receipt.

Background

Lymphocyte recirculation through different organs is thought to be regulated by adhesion molecules ("homing receptors") recognizing tissue-specific vascular addressins on endothelium. The mucosal vascular addressin, MAdCAM1, is an immunoglobulin superfamily adhesion receptor for lymphocytes that is expressed by mucosal venules and helps direct lymphocyte traffic into mucosal tissues including the Peyer patches and the intestinal lamina propria. MAdCAM1 can bind both integrin alpha-4/beta-7 and L-selectin, regulating both the passage and retention of leukocytes.

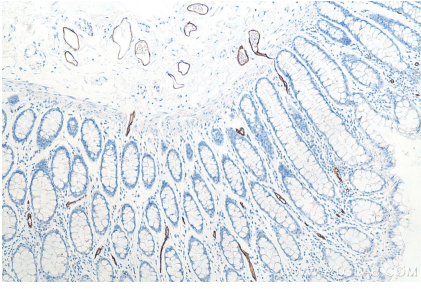
Synonyms

hMAdCAM 1, MACAM1, MAdCAM 1, MAdCAM1

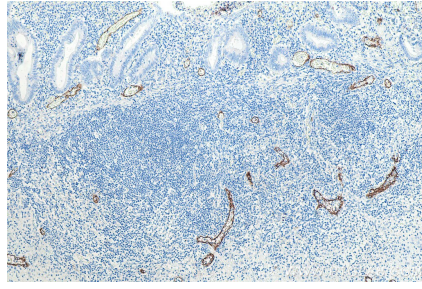
For technical support and original validation data for this product please contact:
T: 1 (888) 4PTGLAB (1-888-478-4522) (toll free in USA), or 1(312) 455-8498 (outside USA)
E: proteintech@ptglab.com
W: ptglab.com

This product is exclusively available under Proteintech Group brand and is not available to purchase from any other manufacturer.

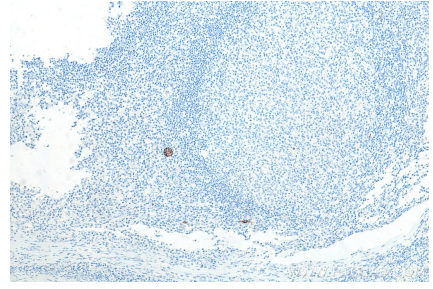
Selected Validation Data



Immunohistochemical analysis of paraffin-embedded human colon tissue slide using KHC0025 (MAdCAM1 IHC Kit).



Immunohistochemical analysis of paraffin-embedded human appendicitis tissue slide using KHC0025 (MAdCAM1 IHC Kit).



Immunohistochemical analysis of paraffin-embedded human tonsillitis tissue slide using KHC0025 (MAdCAM1 IHC Kit).