

For Research Use Only

# FlexAble 2.0 CoraLite® Plus 647 Antibody Labeling Kit for Mouse IgG2b

Catalog Number: KFA563



## Description

Product name	FlexAble 2.0 CoraLite® Plus 647 Antibody Labeling Kit for Mouse IgG2b
Assay type	Antibody labeling
Tested applications	IF, FC, WB
Species Reactivity	Mouse IgG2b
Antibody amount per labeling reaction	0.5 µg antibody
Conjugate	CoraLite® Plus 647
Excitation / Emission maxima wavelengths	654 nm/ 674 nm

## Product Information

Component	10 rxns	50 rxns	200 rxns
CoraLite® Plus 647 FlexLinker 2.0 for Mouse IgG2b	10 µL	50 µL	200 µL
FlexQuencher for Mouse IgG2b	20 µL	100 µL	400 µL
FlexBuffer	100 µL	500 µL	2000 µL

## Package

10/50/200 reactions

## Storage

Store for 1 year at -20°C or for 6 months at +4°C upon receipt. Avoid exposure to light.

## Others

Q: What is the difference between FlexAble and FlexAble 2.0 products?

A: FlexAble 2.0 has been improved to allow for more dyes per FlexLinker than the previous version of the kit. This results in an increased signal per antibody.

Q: What are the FlexLinker, FlexQuencher and FlexBuffer?

A: The FlexLinker is a small polypeptide to which dyes are covalently conjugated that can label unconjugated primary antibodies. The FlexQuencher is an Fc-containing fragment that neutralizes the excess FlexLinker. The FlexBuffer is a PBS-based buffer.

Q: What is the largest quantity I can label?

A: With a standard kit size (50 reactions), you can label 25 µg of one antibody or up to 50 different antibodies. You can easily scale up the antibody amount per labeling approach.

Q: What is the lowest concentration of my primary antibody that I can use?

A: Our protocol uses 0.5 µg of primary antibody in 7 µL, which ends up at 0.07 mg/mL. If the concentration of your antibody is lower, you can also use a larger volume than 7 µL.

Q: Can I label primary antibodies stored in BSA, glycerol, Tris buffer and/or preservatives?

A: Yes, FlexAble Antibody Labeling Kits have been validated with carriers and amine buffers. Neither BSA nor amine buffers, in any chosen concentration, interfere with the labeling. 50% glycerol as well as preservatives like sodium azide are also compatible with the kit.

Q: How many different primary antibodies can I label with one kit?

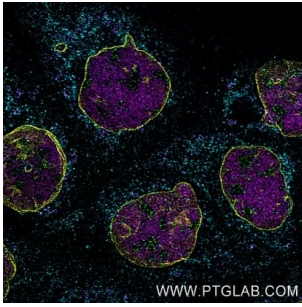
A: You can label up to 50 different antibodies with our FlexAble 50 rxn Kit, and up to 10 antibodies with our FlexAble 10 rxn Kit.

Q: Will I observe cross-reactivity/leaking when I use two FlexAble-labeled antibodies from the same species during multiplexing?

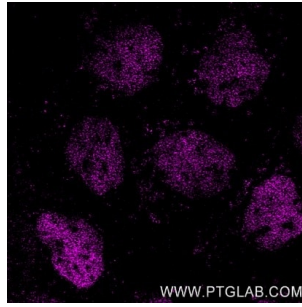
A: FlexAble labels primary antibodies with a high affinity FlexLinker. Dissociation of FlexLinker from one antibody and association to another antibody is rare. If you observe leaking, we recommend adding more FlexQuencher to remove unbound FlexLinker, or you can try sequential staining of the labeled antibodies.

[More FAQs](#)

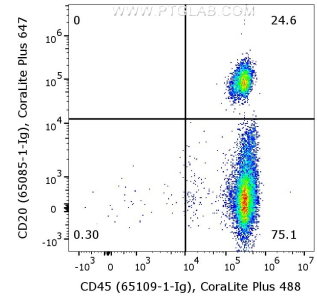
## Validation Data



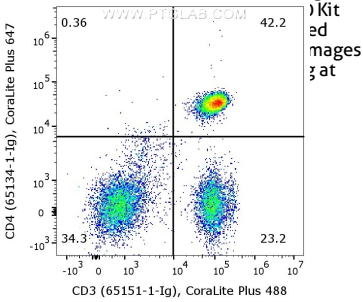
Immunofluorescence of A431 cells: PFA-fixed cells were stained with mouse IgG2b anti-PAF49 antibody labeled with FlexAble 2.0 CoraLite® Plus 488 Kit (KFA561, green), mouse IgG2b anti-Lamin antibody labeled with FlexAble 2.0 CoraLite® Plus 555 Kit (KFA562, yellow), mouse IgG2b anti-HDAC2 antibody (67165-1-Ig) labeled with FlexAble 2.0... CoraLite® Plus 647 Kit (KFA563, magenta) and mouse IgG2b anti-Tom20 antibody (66777-1-Ig) labeled with FlexAble 2.0 CoraLite® Plus 488 Kit (KFA521, cyan). Confocal images were acquired with a 63x oil objective and post-processed. Images were recorded at the Core Facility Bioimaging at the... Biomedical Center, LMU Munich.



Immunofluorescence of A431 cells: PFA-fixed cells were stained with mouse IgG2b anti-HDAC2 antibody (67165-1-Ig) labeled with FlexAble 2.0 CoraLite® Plus 647 Kit (KFA563, magenta). Confocal images were acquired with a 63x oil objective and post-processed. Images were recorded at the Core Facility Bioimaging at the... Biomedical Center, LMU Munich.



1X10<sup>6</sup> human PBMCs were surface co-stained with Anti-Human CD20 (65085-1-Ig, Clone:2H7) labeled with FlexAble CoraLite® Plus 647 Kit (KFA563), and Anti-Human CD45 (65109-1-Ig, MslgG1 Clone:HI30) labeled with FlexAble 2.0 CoraLite® Plus 488 Kit (KFA521). Cells were not fixed. Lymphocytes were gated.



1X10<sup>6</sup> human PBMCs were surface co-stained with Anti-Human CD4 (65134-1-Ig, Clone:OKT4) labeled with FlexAble CoraLite® Plus 647 Kit (KFA563), and Anti-Human CD3 (65151-1-Ig, MslgG1 Clone:UCHT1) labeled with FlexAble 2.0 CoraLite® Plus 488 Kit (KFA521). Cells were not fixed. Lymphocytes were gated.

For technical support and original validation data for this product please contact

T: 1 (888) 4PTGLAB(1-888-478-4522)(toll free in USA), or 1(312) 455-8498(outside USA)

E: proteintech@ptglab.com  
W: ptglab.com

This product is exclusively available under Proteintech Group brand and is not available to purchase from any other manufacturer.