

For Research Use Only

CoraLite®594 Anti-Human CD79a Rabbit Recombinant Antibody

Catalog Number:CL594-98072



Basic Information

Catalog Number:

CL594-98072

Size:

100tests , 5 ul/test

Source:

Rabbit

Isotype:

IgG

GenBank Accession Number:

BC113733

GeneID (NCBI):

973

UNIPROT ID:

P11912

Full Name:

CD79a molecule, immunoglobulin-associated alpha

Calculated MW:

226 aa, 25 kDa

Purification Method:

Protein A purification

CloneNo.:

241299F3

Excitation/Emission maxima wavelengths:

588 nm / 604 nm

Applications

Tested Applications:

FC (Intra)

Species Specificity:

human

Background Information

CD79a, also named as B-cell antigen receptor complex-associated protein alpha chain or MB-1 membrane glycoprotein, is a 226 amino acid protein, which contains one ITAM domain and one Ig-like C2-type (immunoglobulin-like) domain. CD79A is expressed in B cells and localizes in the cell membrane. CD79A is required in cooperation with CD79B for initiation of the signal transduction cascade activated by binding of antigen to the B-cell antigen receptor complex (BCR) which leads to internalization of the complex, trafficking to late endosomes and antigen presentation. CD79A is also required for BCR surface expression and for efficient differentiation of pro- and pre-B-cells.

Storage

Storage:

Store at 2-8°C. Avoid exposure to light. Stable for one year after shipment.

Storage Buffer:

PBS with 0.09% sodium azide and 0.5% BSA.

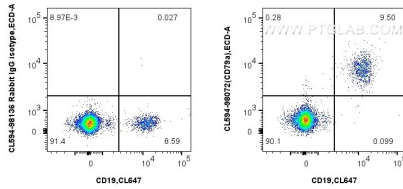
For technical support and original validation data for this product please contact:

T: 1 (888) 4PTGLAB (1-888-478-4522) (toll free in USA), or 1(312) 455-8498 (outside USA)

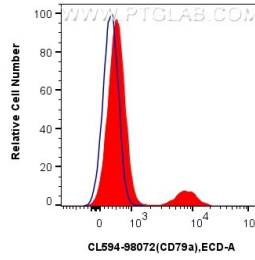

E: proteintech@ptglab.com
W: ptglab.com

This product is exclusively available under Proteintech Group brand and is not available to purchase from any other manufacturer.

Selected Validation Data



1x10⁶ human PBMCs were intracellularly stained with CoraLite® Plus 647 Anti-Human CD19 (4G7) Mouse IgG2a Recombinant Antibody (CL647-65562, Clone: 4G7) and 5 ul CoraLite® 594 Anti-Human CD79a Rabbit Recombinant Antibody (CL594-98072, Clone: 241299F3) or CoraLite® 594 Rabbit IgG Isotype Control Recombinant Antibody (CL594-98136, Clone: 240953C9). Cells were fixed with 4% PFA and permeabilized with Flow Cytometry Perm Buffer (PF00011-C).



1x10⁶ human PBMCs were intracellularly stained with 5 ul CoraLite® 594 Anti-Human CD79a Rabbit Recombinant Antibody (CL594-98072, Clone: 241299F3) (red), or CoraLite® 594 Rabbit IgG Isotype Control Recombinant Antibody (CL594-98136, Clone: 240953C9) (blue). Cells were fixed with 4% PFA and permeabilized with Flow Cytometry Perm Buffer (PF00011-C). Lymphocytes were gated.