

For Research Use Only

CoraLite® Plus 488-conjugated CD38 Recombinant monoclonal antibody

Catalog Number:CL488-84070-6



Basic Information

Catalog Number: CL488-84070-6	GenBank Accession Number: BC007964	Purification Method: Protein A purification
Size: 100ul , Concentration: 1000 ug/ml by Nanodrop;	GeneID (NCBI): 952	CloneNo.: 241246D5
Source: Rabbit	ENSEMBL Gene ID: ENSG00000004468	Recommended Dilutions: IF-P: 1:50-1:500 IF/ICC: 1:50-1:500
Isotype: IgG	UNIPROT ID: P28907	Excitation/Emission maxima wavelengths: 493 nm / 522 nm
Immunogen Catalog Number: EG0110	Full Name: CD38 molecule	
	Calculated MW: 300 aa, 34 kDa	
	Observed MW: 45 kDa	

Applications

Tested Applications: IF/ICC	Positive Controls:
Species Specificity: human	IF-P : human tonsillitis tissue, IF/ICC : Raji cells,

Background Information

CD38, also known as ADP-ribosyl cyclase 1, is a type II transmembrane glycoprotein with a short N-terminal cytoplasmic tail, a single membrane-spanning domain, and a C-terminal extracellular region with four N-glycosylation sites (PMID: 2319135). The extracellular domain of CD38 has bifunctional enzyme activities that catalyze synthesis of cyclic ADP ribose from nicotinamide adenine dinucleotide (NAD) and hydrolysis of cyclic ADP ribose to adenosine diphosphoribose (PMID: 10636863). CD38 is expressed on a variety of hematopoietic and non-hematopoietic cells and is involved in diverse processes such as generation of calcium-mobilizing metabolites, cell activation, and chemotaxis (PMID: 25938500).

Storage

Storage:
Store at -20°C. Avoid exposure to light. Stable for one year after shipment.
Storage Buffer:
PBS with 50% glycerol, 0.05% Proclin300, 0.5% BSA, pH7.3
Aliquoting is unnecessary for -20°C storage

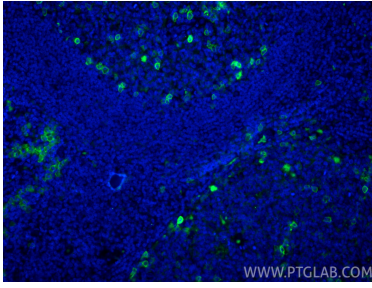
For technical support and original validation data for this product please contact:

T: 1 (888) 4PTGLAB (1-888-478-4522) (toll free
in USA), or 1(312) 455-8498 (outside USA)

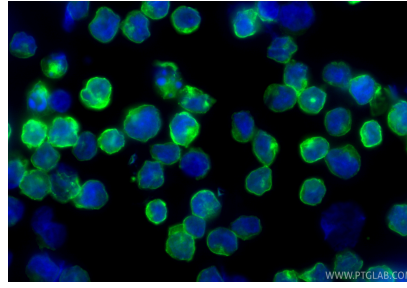
E: proteintech@ptglab.com
W: ptglab.com

This product is exclusively available under Proteintech Group brand and is not available to purchase from any other manufacturer.

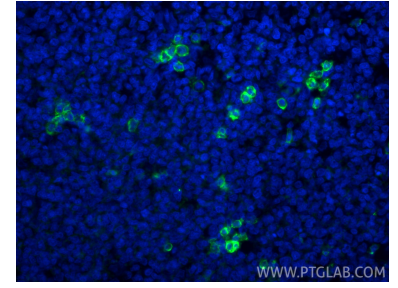
Selected Validation Data



Immunofluorescent analysis of (4% PFA) fixed paraffin-embedded human tonsillitis tissue using CoraLite® Plus 488 CD38 antibody (CL488-84070-6, Clone: 241246D5) at dilution of 1:200. Heat mediated antigen retrieval with Tris-EDTA buffer (pH 9.0).



Immunofluorescent analysis of (4% PFA) fixed Raji cells using CoraLite® Plus 488 CD38 antibody (CL488-84070-6, Clone: 241246D5) at dilution of 1:200.



Immunofluorescent analysis of (4% PFA) fixed paraffin-embedded human tonsillitis tissue using CoraLite® Plus 488 CD38 antibody (CL488-84070-6, Clone: 241246D5) at dilution of 1:200. Heat mediated antigen retrieval with Tris-EDTA buffer (pH 9.0).