

For Research Use Only

Anti-Mouse CD71 Rabbit Recombinant Antibody

Catalog Number: 98272-1-RR



Basic Information

Catalog Number:

98272-1-RR

Size:

100ug, 1000 µg/ml

Source:

Rabbit

Isotype:

IgG

GenBank Accession Number:

NM_011638.4

GeneID (NCBI):

22042

UNIPROT ID:

Q62351

Full Name:

transferrin receptor

Calculated MW:

86kDa

Purification Method:

Protein A purification

CloneNo.:

242122F6

Applications

Tested Applications:

FC

Species Specificity:

mouse

Background Information

CD71, also known as transferrin receptor protein 1 (TfR1), is a transmembrane glycoprotein composed of two disulfide-linked monomers, each of 90 kDa molecular weight. Each monomer binds one holo-transferrin molecule creating an iron-Tf-TfR complex that enters the cell by endocytosis. CD71 is present on actively proliferating cells and is essential for iron transport into proliferating cells.

Storage

Storage:

Store at 2 - 8°C. Stable for one year after shipment.

Storage Buffer:

PBS with 0.09% sodium azide, pH 7.3.

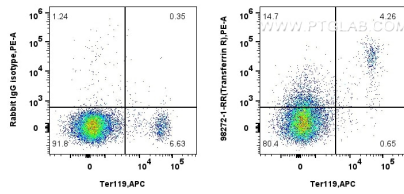
For technical support and original validation data for this product please contact:

T: 1 (888) 4PTGLAB (1-888-478-4522) (toll free in USA), or 1(312) 455-8498 (outside USA)

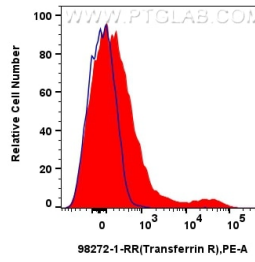
E: proteintech@ptglab.com
W: ptglab.com

This product is exclusively available under Proteintech Group brand and is not available to purchase from any other manufacturer.

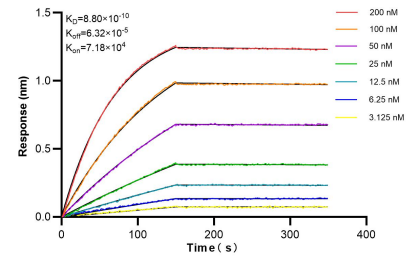
Selected Validation Data



1x10⁶ mouse bone marrow cells were surface stained with 0.25 ug Anti-Mouse CD71 Rabbit Recombinant Antibody (98272-1-RR, Clone: 242122F6) or 0.25 ug Rabbit IgG Isotype Control Recombinant Antibody (98136-1-RR, Clone: 240953C9), and PE-Conjugated Goat Anti-Rabbit IgG(H+L). Cells were co-stained with APC Anti-Mouse TER-119. Cells were not fixed.



1x10⁶ mouse bone marrow cells were surface stained with 0.25 ug Anti-Mouse CD71 Rabbit Recombinant Antibody (98272-1-RR, Clone: 242122F6)(red) or 0.25 ug Rabbit IgG Isotype Control Recombinant Antibody (98136-1-RR, Clone: 240953C9) (blue), and PE-Conjugated Goat Anti-Rabbit IgG(H+L). Cells were not fixed.



Biolayer interferometry (BLI) kinetic assays of 98272-1-RR against Mouse CD71 were performed. The affinity constant is 0.88 nM.