

For Research Use Only

Anti-Human IL-7 Rabbit Recombinant Antibody

Catalog Number: 98206-1-RR



Basic Information

Catalog Number: 98206-1-RR	GenBank Accession Number: NM_000880.4	Purification Method: Protein A purification
Size: 100ug , 1000 µg/ml	GeneID (NCBI): 3574	CloneNo.: 241000F3
Source: Rabbit	UNIPROT ID: P13232-1	
Isotype: IgG	Full Name: interleukin 7	
	Calculated MW: 20 kDa	

Applications

Tested Applications:
FC (Intra)

Species Specificity:
human

Background Information

Interleukin-7 (IL-7) is a cytokine involved in B and T cell development. It plays an active role in the development, survival, maintaining and restoring homeostasis of mature T lymphocytes and is a key regulator of the commitment, survival, proliferation and maturation of B cells during development. Furthermore, IL-7 can improve the antiviral function and expansion of natural killer (NK) cells and regulate the development and differentiation of dendritic cells. IL-7 has also been reported as a regulator of the development of central nervous system and myogenesis and skeletal muscle cell migration. (PMID: 29663382; 29655570; 29449560)

Storage

Storage:
Store at 2 - 8°C. Stable for one year after shipment.

Storage Buffer:
PBS with 0.09% sodium azide, pH 7.3.

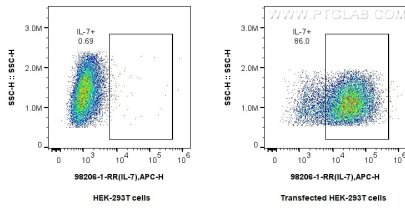
For technical support and original validation data for this product please contact:

T: 1 (888) 4PTGLAB (1-888-478-4522) (toll free in USA), or 1(312) 455-8498 (outside USA)

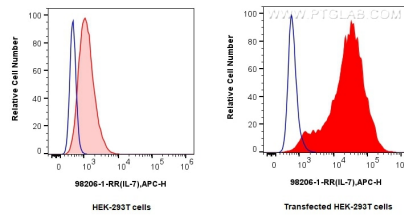
E: proteintech@ptglab.com
W: ptglab.com

This product is exclusively available under Proteintech Group brand and is not available to purchase from any other manufacturer.

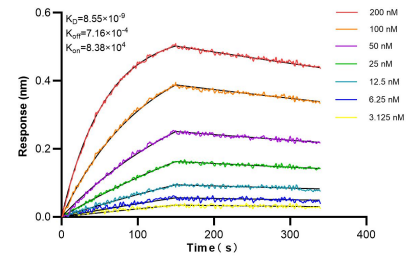
Selected Validation Data



1x10⁶ HEK-293T cells or IL-7 transfected HEK-293T cells were intracellularly stained with 0.25 ug Anti-Human IL-7 Rabbit Recombinant Antibody (98206-1-RR, Clone:241000F3) and Multi-rAb CoraLite® Plus 647-Anti-Rabbit Recombinant Secondary Antibody (H+L) (RGAR005). Cells were fixed with 4% PFA and permeabilized with Flow Cytometry Perm Buffer (PF00011-C).



1x10⁶ HEK-293T cells (left) or IL-7 transfected HEK-293T cells (right) were intracellularly stained with 0.25 ug Anti-Human IL-7 Rabbit Recombinant Antibody (98206-1-RR, Clone:241000F3) (red) or Rabbit IgG Isotype Control Recombinant Antibody (98136-1-RR, Clone: 240953C9) (blue), and Multi-rAb CoraLite® Plus 647-Goat Anti-Rabbit Recombinant Secondary Antibody (H+L) (RGAR005). Cells were fixed with 4% PFA and permeabilized with Flow Cytometry



Biolayer interferometry (BLI) kinetic assays of 98206-1-RR against Human IL-7 were performed. The affinity constant is 8.55 nM.