

For Research Use Only

Anti-Human CD9 Rabbit Recombinant Antibody

Catalog Number: 98095-1-RR



Basic Information

Catalog Number:

98095-1-RR

Size:

100ug, 1000 µg/ml

Source:

Rabbit

Isotype:

IgG

GenBank Accession Number:

NM_001769.4

GeneID (NCBI):

928

UNIPROT ID:

P21926

Full Name:

CD9 molecule

Calculated MW:

25 kDa

Purification Method:

Protein A purification

CloneNo.:

240830E6

Applications

Tested Applications:

FC

Species Specificity:

human

Background Information

The cell-surface molecule CD9, a member of the transmembrane-4 superfamily, interacts with the integrin family and other membrane proteins, and is postulated to participate in cell migration and adhesion. Expression of CD9 enhances membrane fusion between muscle cells and promotes viral infection in some cells (PMID:10459022). It is often used as a mesenchymal stem cell marker (PMID:18005405).

Storage

Storage:

Store at 2 - 8°C. Stable for one year after shipment.

Storage Buffer:

PBS with 0.09% sodium azide, pH 7.3.

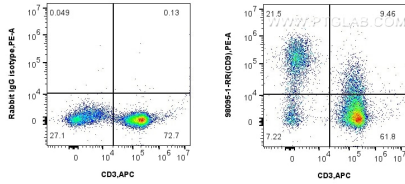
For technical support and original validation data for this product please contact:

T: 1 (888) 4PTGLAB (1-888-478-4522) (toll free in USA), or 1(312) 455-8498 (outside USA)

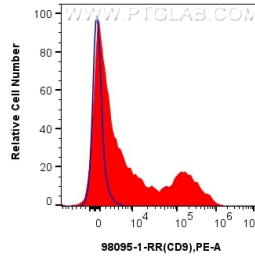
E: proteintech@ptglab.com
W: ptglab.com

This product is exclusively available under Proteintech Group brand and is not available to purchase from any other manufacturer.

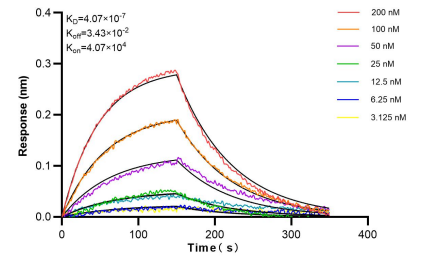
Selected Validation Data



1x10⁶ human PBMCs were surface stained with 0.25 ug Anti-Human CD9 Rabbit Recombinant Antibody (98095-1-RR, Clone:240830E6) or Isotype Control and PE-conjugated Goat Anti-Rabbit IgG. Cells were then stained with APC Anti-Human CD3 (OKT3). Cells were not fixed.



1x10⁶ human PBMCs were surface stained with 0.25 ug Anti-Human CD9 Rabbit Recombinant Antibody (98095-1-RR, Clone:240830E6) (red) or Isotype Control (blue) and PE-conjugated Goat Anti-Rabbit IgG. Cells were not fixed.



Bi-layer interferometry (BLI) kinetic assays of 98095-1-RR against Human CD9 were performed. The affinity constant is 407 nM.