

For Research Use Only

Anti-Human CD72 Rabbit Recombinant Antibody

Catalog Number: 98090-1-RR



Basic Information

Catalog Number: 98090-1-RR	GenBank Accession Number: BC030227	Purification Method: Protein A purification
Size: 100ug , 1000 µg/ml	GeneID (NCBI): 971	CloneNo.: 241300C1
Source: Rabbit	UNIPROT ID: P21854	
Isotype: IgG	Full Name: CD72 molecule	
	Calculated MW: 359 aa, 40 kDa	

Applications

Tested Applications:
FC

Species Specificity:
human

Background Information

CD72 is a type II transmembrane glycoprotein of 39-45 kDa and is expressed as a disulphide-linked homodimer (PMID: 1711157). CD72 is a pan B-cell marker covering the full range of differentiation from the very early stages of B cells to mature surface Ig+ B cells (PMID: 1384316). It is expressed in all stages of B cell development except plasma cells. CD72 is also expressed by dendritic cells, tissue macrophages in the red pulp of the spleen and von Kupffer cells in the liver (PMID: 8561576; 1384316). CD72 is the ligand for CD5 (PMID: 1711157). CD72 is a negative regulator of BCR signaling (PMID: 9590210). Interaction of CD100 with CD72 strictly tunes the strength of BCR signals and is essential for maintaining immunological homeostasis as well as generating a proper immune response (PMID: 16113236).

Storage

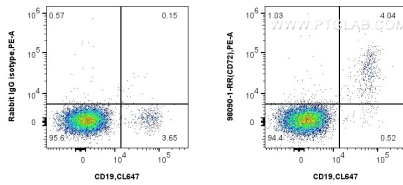
Storage:
Store at 2 - 8°C. Stable for one year after shipment.

Storage Buffer:
PBS with 0.09% sodium azide, pH 7.3.

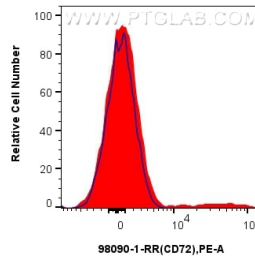
For technical support and original validation data for this product please contact:
T: 1 (888) 4PTGLAB (1-888-478-4522) (toll free in USA), or 1(312) 455-8498 (outside USA) E: proteintech@ptglab.com
W: ptglab.com

This product is exclusively available under Proteintech Group brand and is not available to purchase from any other manufacturer.

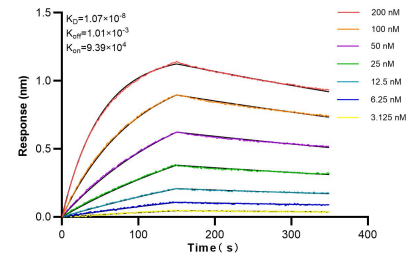
Selected Validation Data



1x10⁶ human PBMCs were surface stained with 0.25 ug Anti-Human CD72 Rabbit Recombinant Antibody (98090-1-RR, Clone:241300C1), or Isotype Control and PE-Conjugated AffiniPure Goat Anti-Rabbit IgG(H+L). Cells were then stained with CoraLite® Plus 647 Anti-Human CD19. Cells were not fixed. Lymphocyte were gated.



1x10⁶ human PBMCs were stained with 0.25 ug Anti-Human CD72 Rabbit Recombinant Antibody (98090-1-RR, Clone:241300C1)(red), or Isotype Control(blue) and PE-Conjugated AffiniPure Goat Anti-Rabbit IgG(H+L). Cells were not fixed.



Bi-layer interferometry (BLI) kinetic assays of 98090-1-RR against Human CD72 were performed. The affinity constant is 10.7 nM.