

For Research Use Only

Anti-Human CD126/IL-6R alpha Rabbit Recombinant Antibody, PBS Only

Catalog Number: 98057-1-PBS



Basic Information

Catalog Number:

98057-1-PBS

Size:

1mg, 2mg/ml

Source:

Rabbit

Isotype:

IgG

GenBank Accession Number:

BC132684

GeneID (NCBI):

3570

UNIPROT ID:

P08887

Full Name:

interleukin 6 receptor

Calculated MW:

468 aa, 52 kDa

Purification Method:

Protein A purification

CloneNo.:

240734A7

Applications

Tested Applications:

FC

Species Specificity:

human

Background Information

Interleukin-6 (IL-6) is a pleiotropic cytokine produced by a variety of cells during infection, trauma, and immunological challenge (PMID: 8274730). IL-6 acts via a receptor complex consisting of two distinct membrane-bound glycoproteins, an 80-kDa IL-6-binding subunit (IL-6R alpha, CD126, gp80) and a 130-kDa signal-transducing element (gp130, CD130). After binding of IL-6 to membrane-bound IL-6R alpha, the complex of IL-6 and IL-6R alpha associates with gp130, thus activating the receptor (PMID: 9716487). Expression of gp130 is found in almost all organs while expression of IL-6R alpha is predominantly confined to hepatocytes and leukocyte subpopulations (monocytes, neutrophils, T cells, and B cells) (PMID: 11149892). Soluble form of IL-6R alpha has been found in human serum and urine (PMID: 2529343; 1545125).

Storage

Storage:

Store at -80°C.

Storage Buffer:

PBS Only

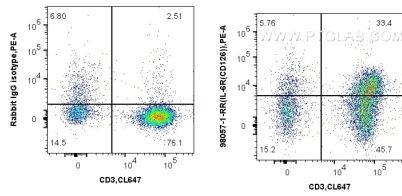
For technical support and original validation data for this product please contact:

T: 1 (888) 4PTGLAB (1-888-478-4522) (toll free in USA), or 1(312) 455-8498 (outside USA)

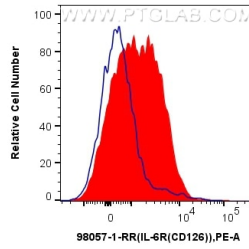
E: proteintech@ptglab.com
W: ptglab.com

This product is exclusively available under Proteintech Group brand and is not available to purchase from any other manufacturer.

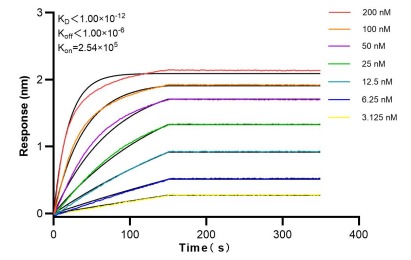
Selected Validation Data



1x10⁶ human PBMCs were stained with CoraLite® Plus 647 Anti-Human CD3 (OKT3) Mouse IgG2a Recombinant Antibody (CL647-65569, Clone: OKT3) and 0.25 ug Anti-Human CD126/IL-6R alpha Rabbit Recombinant Antibody (98057-1-RR, Clone: 240734A7), or Isotype Control. Cells were not fixed. This data was developed using the same antibody clone with 98057-1-PBS in a different storage buffer formulation.



1x10⁶ human PBMCs were surface stained with 0.25 ug Anti-Human CD126/IL-6R alpha Rabbit Recombinant Antibody (98057-1-RR, Clone:240734A7) (red), or Isotype Control (blue). Cells were not fixed. This data was developed using the same antibody clone with 98057-1-PBS in a different storage buffer formulation.



Biolayer interferometry (BLI) kinetic assays of 98057-1-RR against Human CD126/IL-6R alpha were performed. The affinity constant is below 1 pM.