

For Research Use Only

Anti-Human CD86 Rabbit Recombinant Antibody



Catalog Number: 98043-1-RR

Basic Information

Catalog Number: 98043-1-RR	GenBank Accession Number: NM_175862	Purification Method: Protein A purification
Size: 100ug, 1 mg/ml	GeneID (NCBI): 942	CloneNo.: 240429C6
Source: Rabbit	ENSEMBL Gene ID: ENSG00000114013	
Isotype: IgG	UNIPROT ID: P42081	
	Full Name: CD86 molecule	
	Calculated MW: 329 aa, 38 kDa	

Applications

Tested Applications:
FC

Species Specificity:
Human

Background Information

CD86 (also known as B7-2) is a costimulatory molecule belonging to the immunoglobulin superfamily. Primarily expressed on antigen-presenting cells (APCs), including B cells, dendritic cells, and macrophages, CD86 is the ligand for two proteins at the cell surface of T cells, CD28 antigen and CTLA-4. Binding of CD86 with CD28 antigen is a costimulatory signal for activation of the T-cell. Binding of CD86 with CTLA-4 negatively regulates T-cell activation and diminishes the immune response. (PMID: 7513726; 1847722; 11029388; 27591335)

Storage

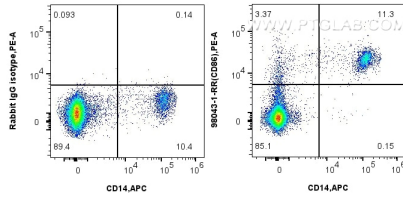
Storage:
Store at 2-8°C. Stable for one year after shipment.

Storage Buffer:
PBS with 0.09% sodium azide.

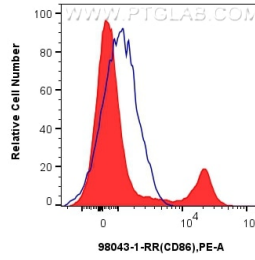
For technical support and original validation data for this product please contact:
T: 1 (888) 4PTGLAB (1-888-478-4522) (toll free in USA), or 1(312) 455-8498 (outside USA) E: proteintech@ptglab.com
W: ptglab.com

This product is exclusively available under Proteintech Group brand and is not available to purchase from any other manufacturer.

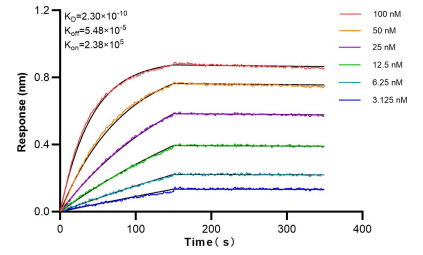
Selected Validation Data



1x10⁶ human PBMCs were surface stained with 0.25 ug Anti-Human CD86 Rabbit Recombinant Antibody (98043-1-RR, Clone: 240429C6) or 0.25 ug Isotype Control and PE-conjugated Goat Anti-Rabbit IgG. Cells were then stained with APC Anti-Human CD14. Cells were incubated with FC Receptor Block prior to staining. Cells were not fixed.



1x10⁶ human PBMCs were surface stained with 0.25 ug Anti-Human CD86 Rabbit Recombinant Antibody (98043-1-RR, Clone: 240429C6) (red) or 0.25 ug Isotype Control (blue) and PE-conjugated Goat Anti-Rabbit IgG. Cells were incubated with FC Receptor Block prior to staining. Cells were not fixed.



Bi-layer interferometry (BLI) kinetic assays of 98043-1-RR against Human CD86 were performed. The affinity constant is 0.23 nM.