

For Research Use Only

Anti-Human CD14 Rabbit Recombinant Antibody, PBS Only

Catalog Number: 98040-1-PBS



Basic Information

Catalog Number:

98040-1-PBS

Size:

1mg, 2mg/ml

Source:

Rabbit

Isotype:

IgG

GenBank Accession Number:

BC010507

GeneID (NCBI):

929

ENSEMBL Gene ID:

ENSG00000170458

UNIPROT ID:

P08571

Full Name:

CD14 molecule

Calculated MW:

375 aa, 40 kDa

Purification Method:

Protein A purification

CloneNo.:

230332D7

Applications

Tested Applications:

FC

Species Specificity:

human

Storage

Storage:

Store at -80°C.

Storage Buffer:

PBS Only

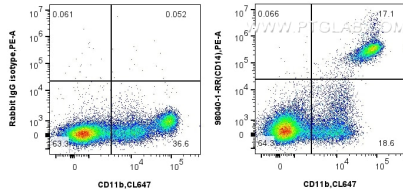
For technical support and original validation data for this product please contact:

T: 1 (888) 4PTGLAB (1-888-478-4522) (toll free in USA), or 1(312) 455-8498 (outside USA)

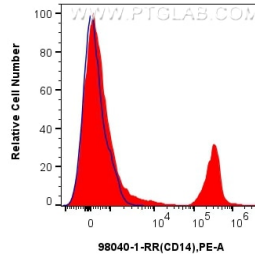
E: proteintech@ptglab.com
W: ptglab.com

This product is exclusively available under Proteintech Group brand and is not available to purchase from any other manufacturer.

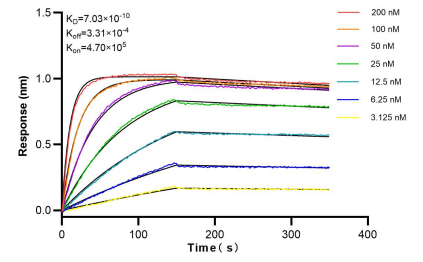
Selected Validation Data



1x10⁶ human PBMCs were surface stained with 0.25 ug Anti-Human CD14 Rabbit Recombinant Antibody (98040-1-RR, Clone: 230332D7) or 0.25 ug Isotype Control, and PE-conjugated Goat Anti-Rabbit IgG. Cells were then stained with CoraLite® Plus 647 Anti-Human CD11b. Cells were incubated with FC Receptor Block prior to staining. Cells were not fixed. This data was developed using the same antibody clone with 98040-1-PBS in a different storage buffer formulation.



1x10⁶ human PBMCs were surface stained with 0.25 ug Anti-Human CD14 Rabbit Recombinant Antibody (98040-1-RR, Clone: 230332D7)(red) or 0.25 ug Isotype Control (blue) and PE-conjugated Goat Anti-Rabbit IgG. Cells were incubated with FC Receptor Block prior to staining. Cells were not fixed. This data was developed using the same antibody clone with 98040-1-PBS in a different storage buffer formulation.



Biolayer interferometry (BLI) kinetic assays of 98040-1-RR against Human CD14 were performed. The affinity constant is 0.703 nM.