

For Research Use Only

Anti-Mouse CD200 Rabbit Recombinant Antibody, PBS Only

Catalog Number: 98039-1-PBS



Basic Information

Catalog Number:

98039-1-PBS

Size:

1mg, 2mg/ml

Source:

Rabbit

Isotype:

IgG

GenBank Accession Number:

GeneID (NCBI):

17470

UNIPROT ID:

O54901

Full Name:

CD200 antigen

Calculated MW:

31 kDa

Purification Method:

Protein A purification

CloneNo.:

240391A6

Applications

Tested Applications:

FC

Species Specificity:

mouse

Background Information

CD200, also known as OX2, is a type I transmembrane glycoprotein that belongs to the immunoglobulin superfamily (PMID: 3032785). It contains two extracellular immunoglobulin domains, a transmembrane and a cytoplasmic domain. CD200 is expressed on a variety of cell types, including thymocytes, B lymphocytes, a subset of T lymphocytes, follicular dendritic cells, neurons, and endothelial cells (PMID: 3032785; 10981966). CD200 binds to its receptor, CD200R, which is primarily expressed by myeloid and T cell lineage (PMID: 15187158). The CD200-CD200R interaction plays a role in immunosuppression and suppression of anti-tumor immune responses (PMID: 22020332).

Storage

Storage:

Store at -80°C.

Storage Buffer:

PBS Only

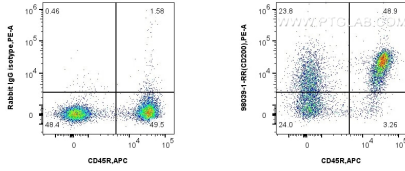
For technical support and original validation data for this product please contact:

T: 1 (888) 4PTGLAB (1-888-478-4522) (toll free in USA), or 1(312) 455-8498 (outside USA)

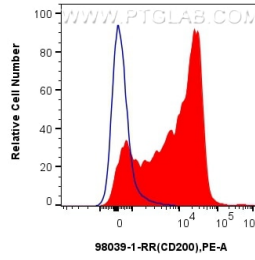
E: proteintech@ptglab.com
W: ptglab.com

This product is exclusively available under Proteintech Group brand and is not available to purchase from any other manufacturer.

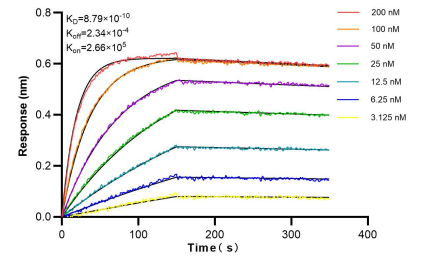
Selected Validation Data



1x10⁶ mouse splenocytes were surface stained with 0.25 ug Anti-Mouse CD200 Rabbit Recombinant Antibody (98039-1-RR, Clone: 240391A6) or 0.25 ug Isotype Control, and PE-Conjugated AffiniPure Goat Anti-Rabbit IgG(H+L). Cells were then stained with CoraLite® Plus 647 Anti-Mouse CD45R (B220) (RA3-6B2) (CL647-65139, Clone: RA3-6B2). Cells were not fixed. This data was developed using the same antibody clone with 98039-1-PBS in a different storage buffer formulation.



1x10⁶ mouse splenocytes were surface stained with 0.25 ug Anti-Mouse CD200 Rabbit Recombinant Antibody (98039-1-RR, Clone: 240391A6) (red) or 0.25 ug Isotype Control (blue), and PE-Conjugated AffiniPure Goat Anti-Rabbit IgG(H+L). Cells were not fixed. This data was developed using the same antibody clone with 98039-1-PBS in a different storage buffer formulation.



Biolayer interferometry (BLI) kinetic assays of 98039-1-RR against Mouse CD200 were performed. The affinity constant is 0.879 nM.