

For Research Use Only

Anti-Human CD28 Rabbit Recombinant Antibody, PBS Only

Catalog Number: 98032-1-PBS



Basic Information

Catalog Number:

98032-1-PBS

Size:

1mg, 2mg/ml

Source:

Rabbit

Isotype:

IgG

GenBank Accession Number:

BC093698

GeneID (NCBI):

940

ENSEMBL Gene ID:

ENSG00000178562

UNIPROT ID:

P10747

Full Name:

CD28 molecule

Calculated MW:

220 aa, 25 kDa

Purification Method:

Protein A purification

CloneNo.:

240354D2

Applications

Tested Applications:

FC

Species Specificity:

human

Storage

Storage:

Store at -80°C.

Storage Buffer:

PBS Only

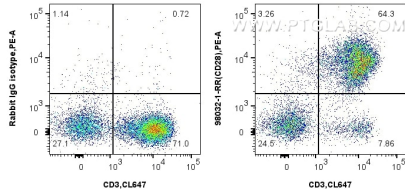
For technical support and original validation data for this product please contact:

T: 1 (888) 4PTGLAB (1-888-478-4522) (toll free in USA), or 1(312) 455-8498 (outside USA)

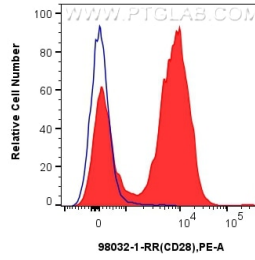
E: proteintech@ptglab.com
W: ptglab.com

This product is exclusively available under Proteintech Group brand and is not available to purchase from any other manufacturer.

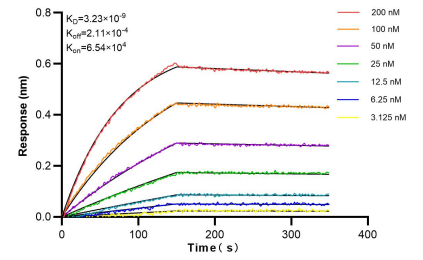
Selected Validation Data



1x10⁶ human PBMCs were surface stained with 0.25 ug Anti-Human CD28 Rabbit Recombinant Antibody (98032-1-RR, Clone: 240354D2) or Isotype Control, and PE-Conjugated AffiniPure Goat Anti-Rabbit IgG(H+L). Cells were then stained with CoraLite® Plus 647 Anti-Human CD3. Cells were not fixed. Lymphocytes were gated. This data was developed using the same antibody clone with 98032-1-PBS in a different storage buffer formulation.



1x10⁶ human PBMCs were surface stained with 0.25 ug Anti-Human CD28 Rabbit Recombinant Antibody (98032-1-RR, Clone: 240354D2) (red) or Isotype Control (blue), and PE-Conjugated AffiniPure Goat Anti-Rabbit IgG(H+L). Cells were not fixed. Lymphocytes were gated. This data was developed using the same antibody clone with 98032-1-PBS in a different storage buffer formulation.



Biolayer interferometry (BLI) kinetic assays of 98032-1-RR against Human CD28 were performed. The affinity constant is 3.23 nM.