

For Research Use Only

Anti-Human TLR3/CD283 Rabbit Recombinant Antibody

Catalog Number: 98016-1-RR



Basic Information

Catalog Number: 98016-1-RR	GenBank Accession Number: BC094737	Purification Method: Protein A purification
Size: 100ug, 1 mg/ml	GeneID (NCBI): 7098	CloneNo.: 230445F1
Source: Rabbit	UNIPROT ID: O15455	
Isotype: IgG	Full Name: toll-like receptor 3	
Immunogen Catalog Number: AG34044	Calculated MW: 904 aa, 104 kDa	

Applications

Tested Applications:
FC (Intra)

Species Specificity:
human

Background Information

TLR3 belongs to the Toll-like receptor family which is important in the innate immune response to pathogens. TLRs are highly conserved from Drosophila to humans and share structural and functional similarities. TLR3 is a nucleotide-sensing TLR that is activated by double-stranded RNA. Upon recognition of dsRNA, TLR3 transmits signals via the adaptor protein TICAM-1/TRIF, leading to the induction of type I IFN, cytokine/chemokine production, and dendritic cell (DC) maturation (PMID: 18262679).

Storage

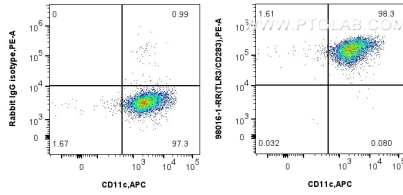
Storage:
Store at 2-8°C. Stable for one year after shipment.

Storage Buffer:
PBS with 0.09% sodium azide.

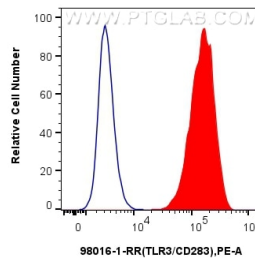
For technical support and original validation data for this product please contact:
T: 1 (888) 4PTGLAB (1-888-478-4522) (toll free in USA), or 1(312) 455-8498 (outside USA) E: proteintech@ptglab.com
W: ptglab.com

This product is exclusively available under Proteintech Group brand and is not available to purchase from any other manufacturer.

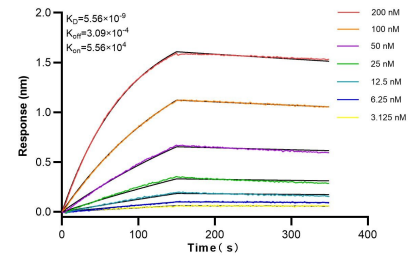
Selected Validation Data



1x10⁶ human monocyte-derived immature dendritic cells were intracellularly stained with 0.25 ug Anti-Human TLR3/CD283 Rabbit Recombinant Antibody (98016-1-RR, Clone: 230445F1) or 0.25 ug Isotype Control and PE-conjugated Goat Anti-Rabbit IgG. Cells were then stained with APC anti-human CD11b. Cells were fixed with 4% PFA and permeabilized with Flow Cytometry Perm Buffer (PF00011-C).



1x10⁶ human monocyte-derived immature dendritic cells were intracellularly stained with 0.25 ug Anti-Human TLR3/CD283 Rabbit Recombinant Antibody (98016-1-RR, Clone: 230445F1) (red) or 0.25 ug Isotype Control (blue) and PE-conjugated Goat Anti-Rabbit IgG. Cells were fixed with 4% PFA and permeabilized with Flow Cytometry Perm Buffer (PF00011-C).



Bi-layer interferometry (BLI) kinetic assays of 98016-1-RR against Human TLR3/CD283 were performed. The affinity constant is 5.56 nM.