

For Research Use Only

Mouse CD8A Recombinant antibody, PBS Only (Capture)

Catalog Number: 85977-2-PBS



Basic Information

Catalog Number: 85977-2-PBS	GenBank Accession Number: NM_001081110.2	Purification Method: Protein A purification
Size: 100ug , Concentration: 1 mg/ml by Nanodrop;	GeneID (NCBI): 12525	CloneNo.: 242879B12
Source: Rabbit	UNIPROT ID: P01731	
Isotype: IgG	Full Name: CD8 antigen, alpha chain	
Immunogen Catalog Number: EG3265	Calculated MW: 27 kDa	

Applications

Tested Applications:
Cytometric bead array, Indirect ELISA, Sample test

Species Specificity:
mouse

Product Information

85977-2-PBS targets CD8A as part of a matched antibody pair:

MP02234-1: 85977-2-PBS capture and 85977-1-PBS detection (validated in Cytometric bead array, Sandwich ELISA)

Unconjugated rabbit recombinant monoclonal antibody in PBS only (BSA and azide free) storage buffer at a concentration of 1 mg/mL, ready for conjugation. Created using Proteintech's proprietary in-house recombinant technology. Recombinant production enables unrivalled batch-to-batch consistency, easy scale-up, and future security of supply.

This conjugation ready format makes antibodies ideal for use in many applications including: ELISAs, multiplex assays requiring matched pairs, mass cytometry, and multiplex imaging applications. Antibody use should be optimized by the end user for each application and assay.

Storage

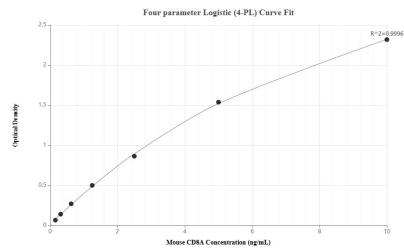
Storage:
Store at -80°C.

Storage Buffer:
PBS only, pH7.3

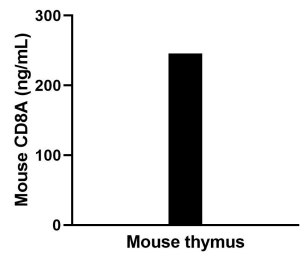
For technical support and original validation data for this product please contact:
T: 1 (888) 4PTGLAB (1-888-478-4522) (toll free in USA), or 1(312) 455-8498 (outside USA)
E: proteintech@ptglab.com
W: ptglab.com

This product is exclusively available under Proteintech Group brand and is not available to purchase from any other manufacturer.

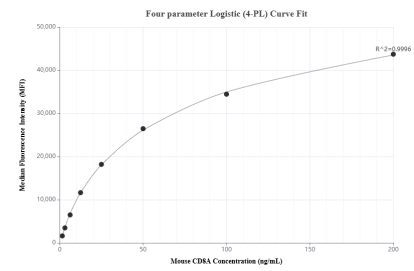
Selected Validation Data



Sandwich ELISA standard curve of MP02234-1, Mouse CD8a Recombinant Matched Antibody Pair - PBS only. 85977-2-PBS was coated to a plate as the capture antibody and incubated with serial dilutions of standard Eg3265. 85977-1-PBS was HRP conjugated as the detection antibody. Range: 0.156-10 ng/mL



The mean CD8a concentration was determined to be 248.5 ng/mL in Mouse thymus tissue extract based on a 1.3 mg/mL extract load.



Cytometric bead array standard curve of MP02234-1, MOUSE CD8a Recombinant Matched Antibody Pair, PBS Only. Capture antibody: 85977-2-PBS. Detection antibody: 85977-1-PBS. Standard: Eg3265. Range: 1.563-200 ng/mL