

For Research Use Only

Nectin 3 Recombinant antibody, PBS Only (Capture)

Catalog Number: 85833-4-PBS



Basic Information

Catalog Number: 85833-4-PBS	GenBank Accession Number: NM_015480.3	Purification Method: Protein A purification
Size: 100ug , Concentration: 1 mg/ml by Nanodrop;	GeneID (NCBI): 25945	CloneNo.: 242804D5
Source: Rabbit	UNIPROT ID: Q9NQS3-1	
Isotype: IgG	Full Name: poliovirus receptor-related 3	
Immunogen Catalog Number: EG2657	Calculated MW: 61 kDa	
	Observed MW: 70-80 kDa	

Applications

Tested Applications:
WB, Sandwich ELISA, Indirect ELISA, Sample test

Species Specificity:
human, mouse

Product Information

85833-4-PBS targets Nectin 3 as part of a matched antibody pair:

MP02144-3: 85833-4-PBS capture and 85833-3-PBS detection (validated in Sandwich ELISA)

Unconjugated rabbit recombinant monoclonal antibody in PBS only (BSA and azide free) storage buffer at a concentration of 1 mg/mL, ready for conjugation. Created using Proteintech's proprietary in-house recombinant technology. Recombinant production enables unrivalled batch-to-batch consistency, easy scale-up, and future security of supply.

This conjugation ready format makes antibodies ideal for use in many applications including: ELISAs, multiplex assays requiring matched pairs, mass cytometry, and multiplex imaging applications. Antibody use should be optimized by the end user for each application and assay.

Storage

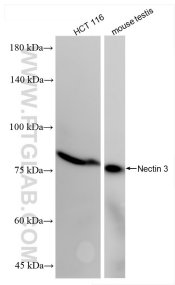
Storage:
Store at -80°C.

Storage Buffer:
PBS only, pH7.3

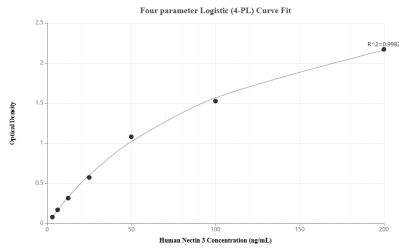
For technical support and original validation data for this product please contact:
T: 1 (888) 4PTGLAB (1-888-478-4522) (toll free in USA), or 1(312) 455-8498 (outside USA)
E: proteintech@ptglab.com
W: ptglab.com

This product is exclusively available under Proteintech Group brand and is not available to purchase from any other manufacturer.

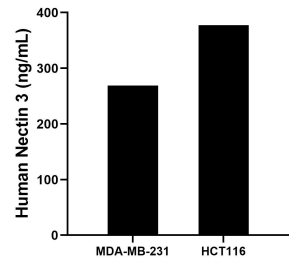
Selected Validation Data



Various lysates were subjected to SDS PAGE followed by western blot with 85833-4-RR (PVRL3 antibody) at dilution of 1:1000 incubated at room temperature for 1.5 hours. This data was developed using the same antibody clone with 85833-4-PBS in a different storage buffer formulation.



Sandwich ELISA standard curve of MP02144-3, Human Nectin 3 Recombinant Matched Antibody Pair - PBS only. 85833-4-PBS was coated to a plate as the capture antibody and incubated with serial dilutions of standard Eg2657. 85833-3-PBS was HRP conjugated as the detection antibody. Range: 3.13-200 ng/mL



The mean Nectin 3 concentration was determined to be 269.06 ng/mL in MDA-MB-231 cell extract based on a 1.6 mg/mL extract load and 377.13 ng/mL in HCT116 cell extract based on a 1.3 mg/mL extract load.