

For Research Use Only

PTK7 Recombinant antibody, PBS Only (Capture/Detector)

Catalog Number:85075-2-PBS



Basic Information

Catalog Number: 85075-2-PBS	GenBank Accession Number: BC071557	Purification Method: Protein A purification
Size: 100ug , Concentration: 1 mg/ml by Nanodrop;	GeneID (NCBI): 5754	CloneNo.: 242720D1
Source: Rabbit	UNIPROT ID: Q13308	
Isotype: IgG	Full Name: PTK7 protein tyrosine kinase 7	
Immunogen Catalog Number: AG12026	Calculated MW: 1070 aa, 118 kDa	

Applications

Tested Applications:
Cytometric bead array, Sandwich ELISA, Indirect ELISA,
Sample test

Species Specificity:
human

Product Information

85075-2-PBS targets PTK7 as part of a matched antibody pair:

MP01800-1: 85075-1-PBS capture and 85075-2-PBS detection (validated in Cytometric bead array)

MP01800-3: 85075-2-PBS capture and 85075-1-PBS detection (validated in Sandwich ELISA)

Unconjugated rabbit recombinant monoclonal antibody in PBS only (BSA and azide free) storage buffer at a concentration of 1 mg/mL, ready for conjugation. Created using Proteintech's proprietary in-house recombinant technology. Recombinant production enables unrivalled batch-to-batch consistency, easy scale-up, and future security of supply.

This conjugation ready format makes antibodies ideal for use in many applications including: ELISAs, multiplex assays requiring matched pairs, mass cytometry, and multiplex imaging applications. Antibody use should be optimized by the end user for each application and assay.

Storage

Storage:
Store at -80°C.
Storage Buffer:
PBS Only

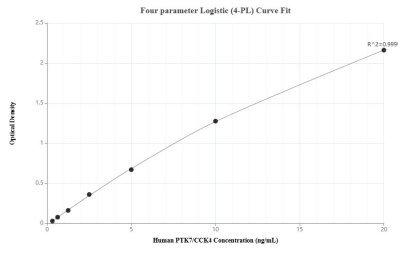
For technical support and original validation data for this product please contact:

T: 1 (888) 4PTGLAB (1-888-478-4522) (toll free
in USA), or 1(312) 455-8498 (outside USA)

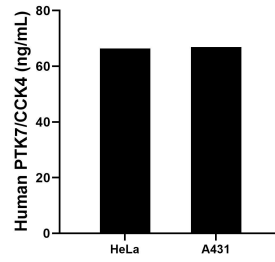
E: proteintech@ptglab.com
W: ptglab.com

This product is exclusively available under Proteintech Group brand and is not available to purchase from any other manufacturer.

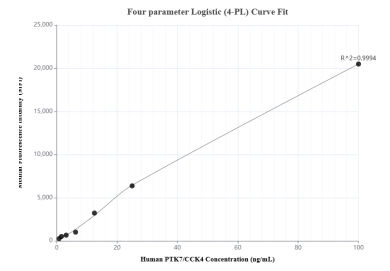
Selected Validation Data



Sandwich ELISA standard curve of MP01800-3, Human PTK7/CCK4 Recombinant Matched Antibody Pair - PBS only. 85075-2-PBS was coated to a plate as the capture antibody and incubated with serial dilutions of standard Ag12026. 85075-1-PBS was HRP conjugated as the detection antibody. Range: 0.313-20 ng/mL



The mean PTK7/CCK4 concentration was determined to be 66.39 ng/mL in HeLa cell extract based on a 1.5 mg/mL extract load and 66.69 ng/mL in A431 cell extract based on a 1.5 mg/mL extract load.



Cytometric bead array standard curve of MP01800-1, PTK7/CCK4 Recombinant Matched Antibody Pair, PBS Only. Capture antibody: 85075-1-PBS. Detection antibody: 85075-2-PBS. Standard: Ag12026. Range: 0.781-100 ng/mL