

For Research Use Only

ADNP Recombinant antibody, PBS Only (Capture)

Catalog Number: 85054-2-PBS



Basic Information

Catalog Number: 85054-2-PBS	GenBank Accession Number: BC075794	Purification Method: Protein A purification
Size: 100ug , Concentration: 1 mg/ml by Nanodrop;	GeneID (NCBI): 23394	CloneNo.: 242687C11
Source: Rabbit	UNIPROT ID: Q9H2P0	
Isotype: IgG	Full Name: activity-dependent neuroprotector homeobox	
Immunogen Catalog Number: AG12414	Calculated MW: 1102 aa, 123 kDa	
	Observed MW: 135-145 kDa	

Applications

Tested Applications:
WB, Cytometric bead array, Indirect ELISA

Species Specificity:
human

Product Information

85054-2-PBS targets ADNP as part of a matched antibody pair:

MP01783-1: 85054-2-PBS capture and 85054-3-PBS detection (validated in Cytometric bead array)

MP01783-2: 85054-2-PBS capture and 85054-1-PBS detection (validated in Cytometric bead array)

Unconjugated rabbit recombinant monoclonal antibody in PBS only (BSA and azide free) storage buffer at a concentration of 1 mg/mL, ready for conjugation. Created using Proteintech's proprietary in-house recombinant technology. Recombinant production enables unrivalled batch-to-batch consistency, easy scale-up, and future security of supply.

This conjugation ready format makes antibodies ideal for use in many applications including: ELISAs, multiplex assays requiring matched pairs, mass cytometry, and multiplex imaging applications. Antibody use should be optimized by the end user for each application and assay.

Storage

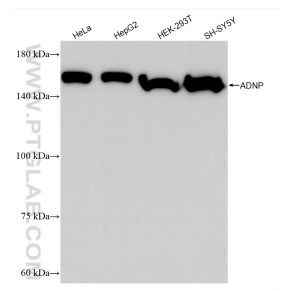
Storage:
Store at -80°C.

Storage Buffer:
PBS only

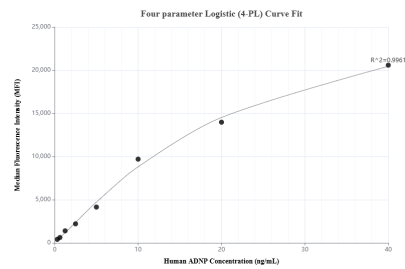
For technical support and original validation data for this product please contact:
T: 1 (888) 4PTGLAB (1-888-478-4522) (toll free in USA), or 1(312) 455-8498 (outside USA)
E: proteintech@ptglab.com
W: ptglab.com

This product is exclusively available under Proteintech Group brand and is not available to purchase from any other manufacturer.

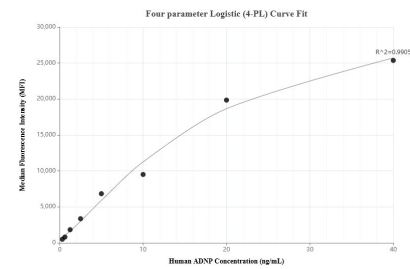
Selected Validation Data



Various lysates were subjected to SDS PAGE followed by western blot with 85054-2-RR (ADNP antibody) at dilution of 1:10000 incubated at room temperature for 1.5 hours. This data was developed using the same antibody clone with 85054-2-PBS in a different storage buffer formulation.



Cytometric bead array standard curve of MP01783-2, ADNP Recombinant Matched Antibody Pair, PBS Only. Capture antibody: 85054-2-PBS. Detection antibody: 85054-1-PBS. Standard: Ag12414. Range: 0.313-40 ng/mL.



Cytometric bead array standard curve of MP01783-1, ADNP Recombinant Matched Antibody Pair, PBS Only. Capture antibody: 85054-2-PBS. Detection antibody: 85054-3-PBS. Standard: Ag12414. Range: 0.313-40 ng/mL.