

For Research Use Only

HEXIM1 Recombinant antibody, PBS Only (Detector)

Catalog Number: 85028-1-PBS



Basic Information

Catalog Number: 85028-1-PBS	GenBank Accession Number: BC006460	Purification Method: Protein A purification
Size: 100ug, Concentration: 1 mg/ml by Nanodrop;	GeneID (NCBI): 10614	CloneNo.: 242587A2
Source: Rabbit	UNIPROT ID: O94992	
Isotype: IgG	Full Name: hexamethylene bis-acetamide inducible 1	
Immunogen Catalog Number: AG8144	Calculated MW: 41 kDa	
	Observed MW: 65 kDa	

Applications

Tested Applications:
WB, IF/ICC, Cytometric bead array, Indirect ELISA

Species Specificity:
human

Product Information

85028-1-PBS targets HEXIM1 as part of a matched antibody pair:

MP01740-2: 85028-3-PBS capture and 85028-1-PBS detection (validated in Cytometric bead array)

Unconjugated rabbit recombinant monoclonal antibody in PBS only (BSA and azide free) storage buffer at a concentration of 1 mg/mL, ready for conjugation. Created using Proteintech's proprietary in-house recombinant technology. Recombinant production enables unrivalled batch-to-batch consistency, easy scale-up, and future security of supply.

This conjugation ready format makes antibodies ideal for use in many applications including: ELISAs, multiplex assays requiring matched pairs, mass cytometry, and multiplex imaging applications. Antibody use should be optimized by the end user for each application and assay.

Background Information

HEXIM1, also named CLP1, EDG1, HIS1 or MAQ1, is best known as the inhibitor of positive transcription elongation factor b, which regulates the transcription elongation of RNA polymerase II and controls 60-70% of mRNA synthesis. HEXIM1 regulates NF-kappa-B, ESR1, NR3C1 and CIITA-dependent transcriptional activity. Previous studies showed that HEXIM1 interacts with two key p53 regulators, nucleophosmin and HDM2, implying a possible connection between HEXIM1 and the p53 signaling pathway. The mainstream MW of this protein is 65-70 kDa and 54 kDa (PMID: 33627647, PMID: 20976203, PMID: 28254838).

Storage

Storage:
Store at -80°C.
Storage Buffer:
PBS Only

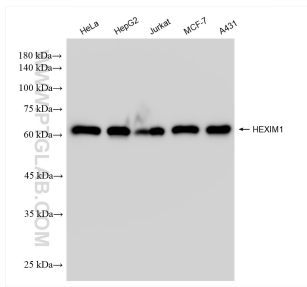
For technical support and original validation data for this product please contact:

T: 1 (888) 4PTGLAB (1-888-478-4522) (toll free in USA), or 1(312) 455-8498 (outside USA)

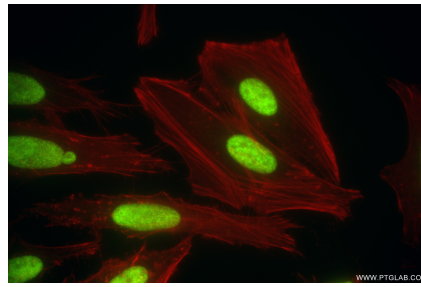
E: proteintech@ptglab.com
W: ptglab.com

This product is exclusively available under Proteintech Group brand and is not available to purchase from any other manufacturer.

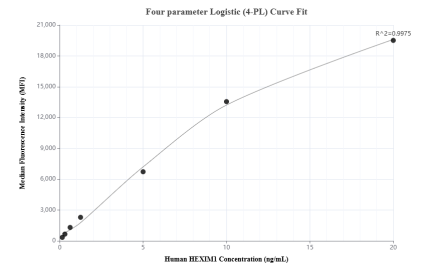
Selected Validation Data



Various lysates were subjected to SDS PAGE followed by western blot with 85028-1-RR (HEXIM1 antibody) at dilution of 1:10000 incubated at room temperature for 1.5 hours. This data was developed using the same antibody clone with 85028-1-PBS in a different storage buffer formulation.



Immunofluorescent analysis of (4% PFA) fixed HeLa cells using HEXIM1 antibody (85028-1-RR, Clone: 242587A2) at dilution of 1:500 and CoraLite® 488-Conjugated Goat Anti-Rabbit IgG(H+L) (SA00013-2), CL594-Phalloidin (red). This data was developed using the same antibody clone with 85028-1-PBS in a different storage buffer formulation.



Cytometric bead array standard curve of MP01740-2, HEXIM1 Recombinant Matched Antibody Pair, PBS Only. Capture antibody: 85028-3-PBS. Detection antibody: 85028-1-PBS. Standard: Ag8144. Range: 0.156-20 ng/mL.