

For Research Use Only

SLC27A6 Recombinant antibody, PBS Only (Capture)

Catalog Number:84995-1-PBS



Basic Information

Catalog Number: 84995-1-PBS	GenBank Accession Number: BC041945	Purification Method: Protein A purification
Size: 100ug , Concentration: 1 mg/ml by Nanodrop;	GeneID (NCBI): 28965	CloneNo.: 242542F8
Source: Rabbit	UNIPROT ID: Q9Y2P4	
Isotype: IgG	Full Name: solute carrier family 27 (fatty acid transporter), member 6	
Immunogen Catalog Number: AG32179	Calculated MW: 70 kDa	

Applications

Tested Applications:
Cytometric bead array, Sandwich ELISA, Indirect ELISA, Sample test

Species Specificity:
human

Product Information

84995-1-PBS targets SLC27A6 as part of a matched antibody pair:

MP01755-1: 84995-1-PBS capture and 84995-3-PBS detection (validated in Cytometric bead array)

MP01755-2: 84995-1-PBS capture and 84995-2-PBS detection (validated in Cytometric bead array, Sandwich ELISA)

Unconjugated rabbit recombinant monoclonal antibody in PBS only (BSA and azide free) storage buffer at a concentration of 1 mg/mL, ready for conjugation. Created using Proteintech's proprietary in-house recombinant technology. Recombinant production enables unrivalled batch-to-batch consistency, easy scale-up, and future security of supply.

This conjugation ready format makes antibodies ideal for use in many applications including: ELISAs, multiplex assays requiring matched pairs, mass cytometry, and multiplex imaging applications. Antibody use should be optimized by the end user for each application and assay.

Storage

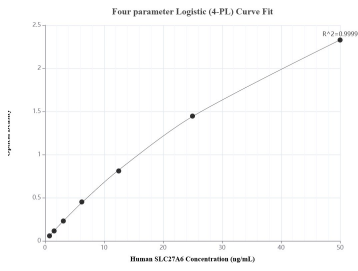
Storage:
Store at -80°C.

Storage Buffer:
PBS Only

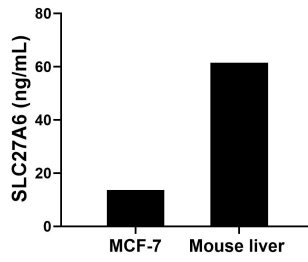
For technical support and original validation data for this product please contact:
T: 1 (888) 4PTGLAB (1-888-478-4522) (toll free in USA), or 1(312) 455-8498 (outside USA) E: proteintech@ptglab.com
W: ptglab.com

This product is exclusively available under Proteintech Group brand and is not available to purchase from any other manufacturer.

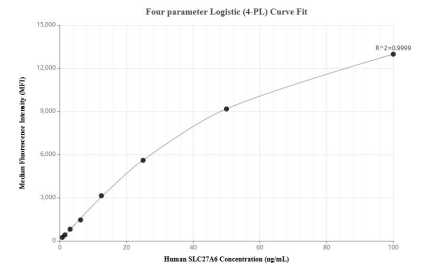
Selected Validation Data



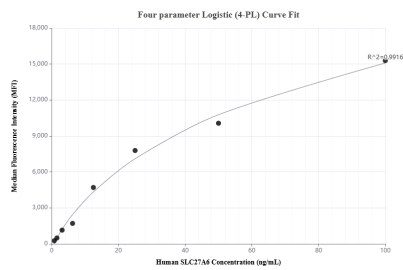
Sandwich ELISA standard curve of MP01755-2, Human SLC27A6 Recombinant Matched Antibody Pair - PBS only. 84995-1-PBS was coated to a plate as the capture antibody and incubated with serial dilutions of standard Ag32179. 84995-2-PBS was HRP conjugated as the detection antibody. Range: 0.781-50 ng/mL



The mean SLC27A6 concentration was determined to be 13.71 ng/mL in MCF-7 cell extract based on a 1.20 mg/mL extract load and 61.53 ng/mL in mouse liver extract based on a 3.70 mg/mL extract load.



Cytometric bead array standard curve of MP01755-1, SLC27A6 Recombinant Matched Antibody Pair, PBS Only. Capture antibody: 84995-1-PBS. Detection antibody: 84995-3-PBS. Standard: Ag32179. Range: 0.781-100 ng/mL



Cytometric bead array standard curve of MP01755-2, SLC27A6 Recombinant Matched Antibody Pair, PBS Only. Capture antibody: 84995-1-PBS. Detection antibody: 84995-2-PBS. Standard: Ag32179. Range: 0.781-100 ng/mL