

For Research Use Only

IL-5 R alpha/CD125 Recombinant antibody, PBS Only (Detector)

Catalog Number: 84948-4-PBS



Basic Information

Catalog Number: 84948-4-PBS	GenBank Accession Number: NM_175726.4	Purification Method: Protein A purification
Size: 100ug , Concentration: 1 mg/ml by Nanodrop;	GeneID (NCBI): 3568	CloneNo.: 242234H3
Source: Rabbit	UNIPROT ID: Q01344-1	
Isotype: IgG	Full Name: interleukin 5 receptor, alpha	
	Calculated MW: 48kDa	

Applications

Tested Applications:
Sandwich ELISA, Indirect ELISA, Sample test

Species Specificity:
human

Product Information

84948-4-PBS targets IL-5 R alpha/CD125 as part of a matched antibody pair.

MP01699-3: 84948-1-PBS capture and 84948-4-PBS detection (validated in Sandwich ELISA)

Unconjugated rabbit recombinant monoclonal antibody in PBS only (BSA and azide free) storage buffer at a concentration of 1 mg/mL, ready for conjugation. Created using Proteintech's proprietary in-house recombinant technology. Recombinant production enables unrivalled batch-to-batch consistency, easy scale-up, and future security of supply.

This conjugation ready format makes antibodies ideal for use in many applications including: ELISAs, multiplex assays requiring matched pairs, mass cytometry, and multiplex imaging applications. Antibody use should be optimized by the end user for each application and assay.

Storage

Storage:
Store at -80°C.
Storage Buffer:
PBS Only

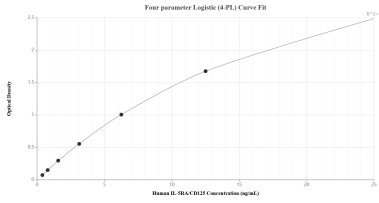
For technical support and original validation data for this product please contact:

T: 1 (888) 4PTGLAB (1-888-478-4522) (toll free in USA), or 1(312) 455-8498 (outside USA)

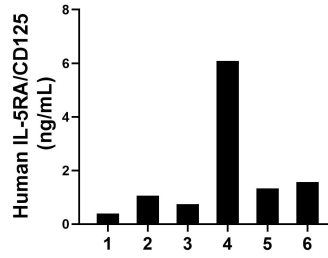
E: proteintech@ptglab.com
W: ptglab.com

This product is exclusively available under Proteintech Group brand and is not available to purchase from any other manufacturer.

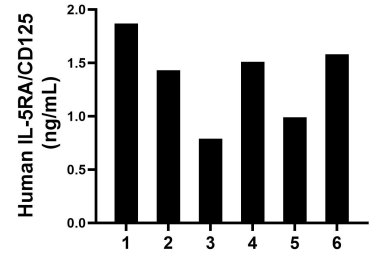
Selected Validation Data



Sandwich ELISA standard curve of MP01699-3, Human IL-5RA/CD125 Recombinant Matched Antibody Pair - PBS only. 84948-1-PBS was coated to a plate as the capture antibody and incubated with serial dilutions of standard Eg1665. 84948-4-PBS was HRP conjugated as the detection antibody. Range: 0.391-25 ng/mL



Plasma of six individual healthy human donors was measured. The IL-5RA/CD125 concentration of detected samples was determined to be 1.86 ng/mL with a range of 0.39-6.09 ng/mL.



Serum of six individual healthy human donors was measured. The IL-5RA/CD125 concentration of detected samples was determined to be 1.36 ng/mL with a range of 0.79-1.87 ng/mL.