

For Research Use Only

TRIM27 Recombinant antibody, PBS Only (Capture)

Catalog Number: 84927-4-PBS



Basic Information

Catalog Number: 84927-4-PBS	GenBank Accession Number: BC013580	Purification Method: Protein A purification
Size: 100ug, Concentration: 1 mg/ml by Nanodrop;	GeneID (NCBI): 5987	CloneNo.: 242538G12
Source: Rabbit	UNIPROT ID: P14373	
Isotype: IgG	Full Name: tripartite motif-containing 27	
Immunogen Catalog Number: AG2849	Calculated MW: 513 aa, 58 kDa	

Applications

Tested Applications:
Cytometric bead array, Sandwich ELISA, Indirect ELISA, Sample test

Species Specificity:
human

Product Information

84927-4-PBS targets TRIM27 as part of a matched antibody pair.

MP01671-1: 84927-4-PBS capture and 84927-3-PBS detection (validated in Cytometric bead array, Sandwich ELISA)

Unconjugated rabbit recombinant monoclonal antibody in PBS only (BSA and azide free) storage buffer at a concentration of 1 mg/mL, ready for conjugation. Created using Proteintech's proprietary in-house recombinant technology. Recombinant production enables unrivalled batch-to-batch consistency, easy scale-up, and future security of supply.

This conjugation ready format makes antibodies ideal for use in many applications including: ELISAs, multiplex assays requiring matched pairs, mass cytometry, and multiplex imaging applications. Antibody use should be optimized by the end user for each application and assay.

Storage

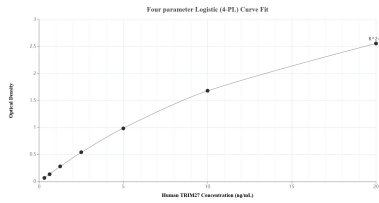
Storage:
Store at -80°C.

Storage Buffer:
PBS Only

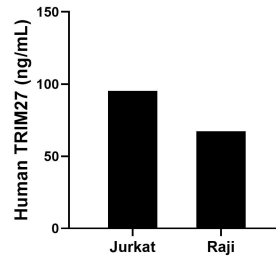
For technical support and original validation data for this product please contact:
T: 1 (888) 4PTGLAB (1-888-478-4522) (toll free in USA), or 1(312) 455-8498 (outside USA) E: proteintech@ptglab.com W: ptglab.com

This product is exclusively available under Proteintech Group brand and is not available to purchase from any other manufacturer.

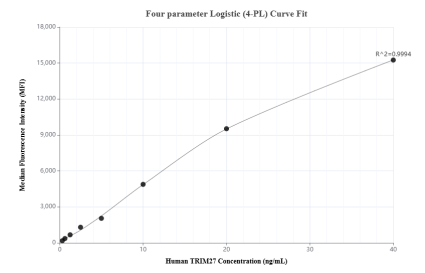
Selected Validation Data



Sandwich ELISA standard curve of MP01671-1, Human TRIM27 Recombinant Matched Antibody Pair - PBS only. 84927-4-PBS was coated to a plate as the capture antibody and incubated with serial dilutions of standard Ag2849. 84927-3-PBS was HRP conjugated as the detection antibody. Range: 0.313-20 ng/mL



The mean TRIM27 concentration was determined to be 95.35 ng/mL in Jurkat cell extract based on a 1.50 mg/mL extract load and 67.22 ng/mL in Raji cell extract based on a 1.00 mg/mL extract load.



Cytometric bead array standard curve of MP01671-1, TRIM27 Recombinant Matched Antibody Pair, PBS Only. Capture antibody: 84927-4-PBS. Detection antibody: 84927-3-PBS. Standard: Ag2849. Range: 0.313-40 ng/mL