

For Research Use Only

Integrin Alpha V Recombinant antibody, PBS Only

Catalog Number: 84883-5-PBS



Basic Information

Catalog Number: 84883-5-PBS	GenBank Accession Number: BC136442	Purification Method: Protein A purification
Size: 100ug, Concentration: 1 mg/ml by Nanodrop;	GeneID (NCBI): 3685	CloneNo.: 242376D3
Source: Rabbit	UNIPROT ID: P06756	
Isotype: IgG	Full Name: integrin, alpha V (vitronectin receptor, alpha polypeptide, antigen CD51)	
Immunogen Catalog Number: AG25825	Calculated MW: 1048 aa, 116 kDa	
	Observed MW: 130 kDa	

Applications

Tested Applications:
WB, IF/ICC, Indirect ELISA

Species Specificity:
human

Background Information

Integrins are cell adhesion receptors that are heterodimers composed of non-covalently associated alpha and beta subunits. Integrin alpha V, also known as CD51, is a type I transmembrane glycoprotein composed of an extracellular domain, a transmembrane region and cytoplasmic domain (PMID: 2430295; 1690718). It can form heterodimers with one of the five beta integrin subunits (beta 1, 3, 5, 6, 8) that recognize ligands containing the sequence Arg-Gly-Asp, such as vitronectin, fibronectin, and osteopontin (PMID: 37087799). Integrin alpha V mainly plays a role in extracellular matrix-mediated cell adhesion and migration, differentiation, wound healing, inflammation, tumorigenesis, proliferation, angiogenesis, and metastasis.

Storage

Storage:
Store at -80°C.

Storage Buffer:
PBS Only

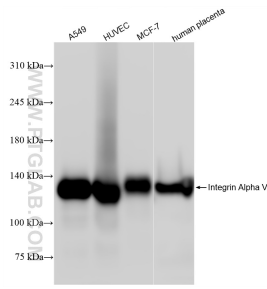
For technical support and original validation data for this product please contact:

T: 1 (888) 4PTGLAB (1-888-478-4522) (toll free
in USA), or 1(312) 455-8498 (outside USA)

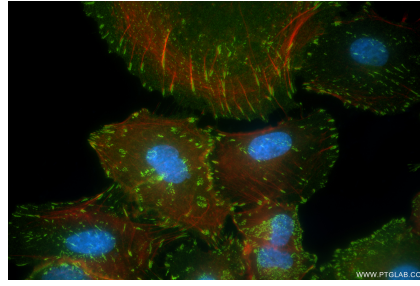
E: proteintech@ptglab.com
W: ptglab.com

This product is exclusively available under Proteintech Group brand and is not available to purchase from any other manufacturer.

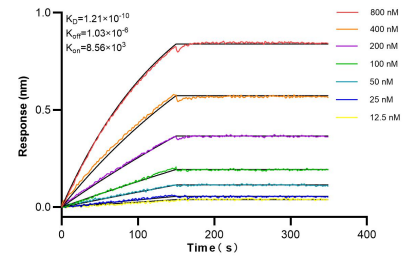
Selected Validation Data



Various lysates were subjected to SDS PAGE followed by western blot with 84883-5-RR (Integrin Alpha V antibody) at dilution of 1:10000 incubated at room temperature for 1.5 hours. This data was developed using the same antibody clone with 84883-5-PBS in a different storage buffer formulation.



Immunofluorescent analysis of (4% PFA) fixed A549 cells using Integrin Alpha V antibody (84883-5-RR, Clone: 242376D3) at dilution of 1:500 and CoraLite® 488-Conjugated Goat Anti-Rabbit IgG(H+L) (SA00013-2), CL594-Phalloidin (red). This data was developed using the same antibody clone with 84883-5-PBS in a different storage buffer formulation.



Bi-layer interferometry (BLI) kinetic assays of 84883-5-RR against Human Integrin Alpha V were performed. The affinity constant is 0.121 nM.