

For Research Use Only

# GPD1 Recombinant antibody, PBS Only (Capture/Detector)

Catalog Number: 84800-2-PBS



## Basic Information

<b>Catalog Number:</b> 84800-2-PBS	<b>GenBank Accession Number:</b> BC032234	<b>Purification Method:</b> Protein A purification
<b>Size:</b> 100ug, Concentration: 1 mg/ml by Nanodrop;	<b>GeneID (NCBI):</b> 2819	<b>CloneNo.:</b> 242359E12
<b>Source:</b> Rabbit	<b>UNIPROT ID:</b> P21695	
<b>Isotype:</b> IgG	<b>Full Name:</b> glycerol-3-phosphate dehydrogenase 1 (soluble)	
<b>Immunogen Catalog Number:</b> AG4278	<b>Calculated MW:</b> 349 aa, 38 kDa	

## Applications

**Tested Applications:**  
Cytometric bead array, Sandwich ELISA, Indirect ELISA,  
Sample test

**Species Specificity:**  
human

## Product Information

84800-2-PBS targets GPD1 as part of a matched antibody pair:

MP01579-1: 84800-1-PBS capture and 84800-2-PBS detection (validated in Cytometric bead array)

MP01579-2: 84800-2-PBS capture and 84800-3-PBS detection (validated in Cytometric bead array)

MP01579-3: 84800-5-PBS capture and 84800-2-PBS detection (validated in Sandwich ELISA)

Unconjugated rabbit recombinant monoclonal antibody in PBS only (BSA and azide free) storage buffer at a concentration of 1 mg/mL, ready for conjugation. Created using Proteintech's proprietary in-house recombinant technology. Recombinant production enables unrivalled batch-to-batch consistency, easy scale-up, and future security of supply.

This conjugation ready format makes antibodies ideal for use in many applications including: ELISAs, multiplex assays requiring matched pairs, mass cytometry, and multiplex imaging applications. Antibody use should be optimized by the end user for each application and assay.

## Storage

**Storage:**  
Store at -80°C.  
**Storage Buffer:**  
PBS Only

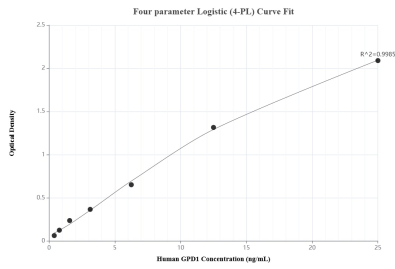
For technical support and original validation data for this product please contact:

T: 1 (888) 4PTGLAB (1-888-478-4522) (toll free  
in USA), or 1(312) 455-8498 (outside USA)

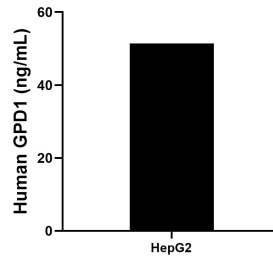
E: proteintech@ptglab.com  
W: ptglab.com

**This product is exclusively available under Proteintech Group brand and is not available to purchase from any other manufacturer.**

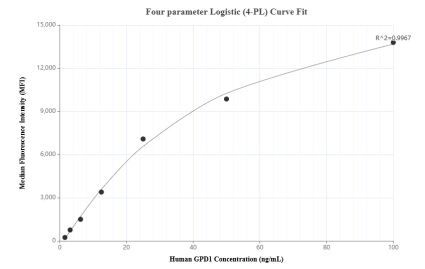
## Selected Validation Data



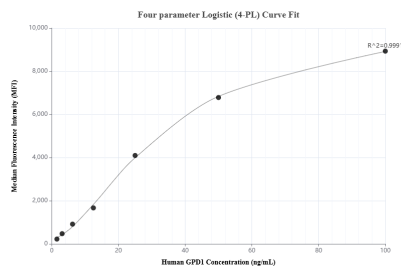
Sandwich ELISA standard curve of MP01579-3, Human GPD1 Recombinant Matched Antibody Pair - PBS only. 84800-5-PBS was coated to a plate as the capture antibody and incubated with serial dilutions of standard Ag4278. 84800-2-PBS was HRP conjugated as the detection antibody. Range: 0.391-25 ng/mL



The mean GPD1 concentration was determined to be 51.44 ng/mL in HepG2 cell extract based on a 1.00 mg/mL extract load.



Cytometric bead array standard curve of MP01579-1, GPD1 Recombinant Matched Antibody Pair, PBS Only. Capture antibody: 84800-1-PBS. Detection antibody: 84800-2-PBS. Standard: Ag4278. Range: 1.563-100 ng/mL



Cytometric bead array standard curve of MP01579-2, GPD1 Recombinant Matched Antibody Pair, PBS Only. Capture antibody: 84800-2-PBS. Detection antibody: 84800-3-PBS. Standard: Ag4278. Range: 1.563-100 ng/mL